

# Winston County Profile

Alabama Department of Labor  
Labor Market Information Division

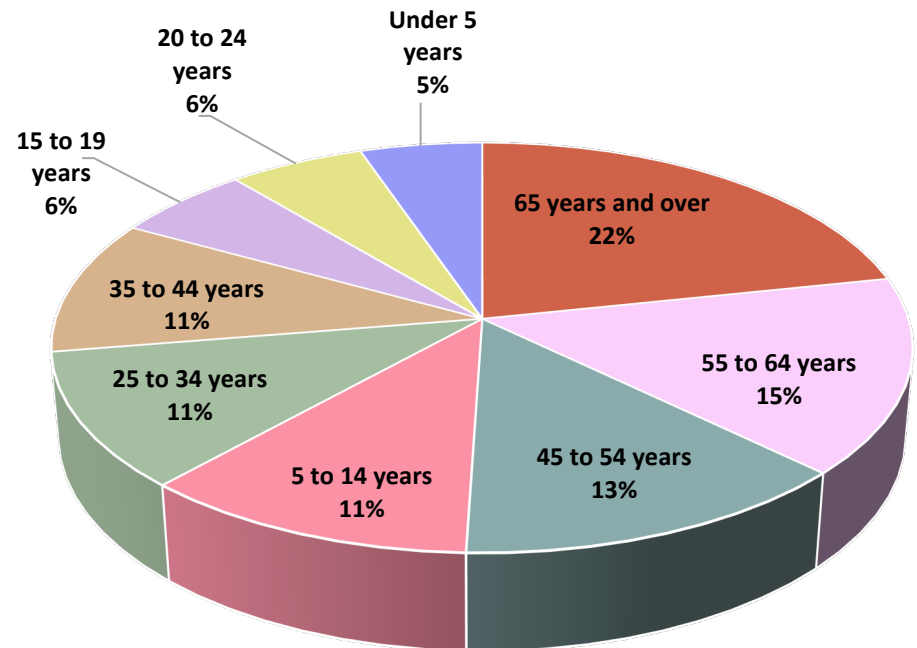
# Demographics

American Community Survey Average Population Estimates for 2018-2022

Age	Estimate
Under 5 years	1,240
5 to 14 years	2,645
15 to 19 years	1,393
20 to 24 years	1,379
25 to 34 years	2,538
35 to 44 years	2,509
45 to 54 years	3,154
55 to 64 years	3,661
65 and older	5,136

*Total Population*  
**23,655**

*Population By Age Group:*



# Demographics

## American Community Survey Average Population Estimates for 2018-2022

School Enrollment	Estimate
Population 3 years and over enrolled in school	3,947
Nursery school, preschool	196
Kindergarten	250
Elementary school (grades 1-8)	1,968
High school (grades 9-12)	899
College or graduate school	634
Educational Attainment	Estimate
Population 25 years and over	16,998
Less than 9 <sup>th</sup> grade	2,388
9 <sup>th</sup> to 12 <sup>th</sup> grade, no diploma	2,388
High school graduate (includes equivalency)	6,859
Some college, no degree	3,128
Associate's degree	1,268
Bachelor's degree	1,384
Graduate or professional degree	966

# Unemployment Data

## November 2023 Unemployment & Underemployment Data

County	Civilian Labor Force	Employment	Unemployment	Unemployment Rate	Under-Employment	Available Labor Pool
Colbert	24,080	23,374	706	2.9%	3,413	4,119
Franklin	14,075	13,762	313	2.2%	3,330	3,643
Lauderdale	43,293	42,227	1,066	2.5%	12,204	13,270
Lawrence	15,079	14,754	325	2.2%	2,243	2,568
Marion	13,799	13,431	368	2.7%	2,592	2,960
<b>Winston</b>	<b>9,805</b>	<b>9,537</b>	<b>268</b>	<b>2.7%</b>	<b>1,860</b>	<b>2,128</b>

**Unemployment + Underemployment = Potential Available Labor Pool**

Source: LAUS data, County Unemployment Rates, Unemployment Data for Labor Force, Employment, Unemployment, and Unemployment Rate Data. Underemployment in Alabama WIA Areas, Published September 2023, CBER @ UA, Underemployment and Available Labor Pool Data.

# Unemployment Data

## Initial Claims by Occupation 2023, Annual

Occupation	Number Unemployed	Occupation	Number Unemployed
Helpers--Production Workers	68	Operating Engineers and Other Construction Equipment Operators	7
Heavy and Tractor-Trailer Truck Drivers	28	Millwrights	7
Welders, Cutters, Solderers, and Brazers	25	Manufactured Building and Mobile Home Installers	7
Carpenters	22	Cabinetmakers and Bench Carpenters	7
Construction Laborers	19	General and Operations Managers	6
Waiters and Waitresses	13	Sales Managers	6
Team Assemblers	13	Sales Reps, Wholesale & Mfg, Exc. Technical & Scientific Products	6
Electricians	12	Plumbers, Pipefitters, and Steamfitters	6
Cashiers	11	Maintenance and Repair Workers	6
Laborers and Freight, Stock, and Material Movers	11	Supervisors of Office and Administrative Support Workers	5
Customer Service Representatives	10	Shipping, Receiving, and Inventory Clerks	5
Supervisors of Production and Operating Workers	10	Assemblers and Fabricators, All Other	5
Production Workers, All Other	10	Administrative Services Managers	4
Industrial Truck and Tractor Operators	9	Managers, All Other	4
Retail Salespersons	8	Physician Assistants	4



# Help Wanted OnLine<sup>®</sup> Annual Job Postings

## 2023 Top Occupations with Most Ads Posted

Occupation	# of Ads	Occupation	# of Ads
Production Workers, All Other	51	Merchandise Displayers & Window Trimmers	9
Retail Salespersons	46	Supervisors of Food Preparation & Serving Workers	9
Supervisors of Retail Sales Workers	36	Accountants & Auditors	8
Fast Food & Counter Workers	26	Licensed Practical & Vocational Nurses	8
Supervisors of Production & Operating Workers	25	Janitors & Cleaners, Except Maids & Housekeeping Cleaners	8
Farmers, Ranchers, & Other Agricultural Managers	22	Sales Managers	7
Heavy & Tractor-Trailer Truck Drivers	21	Electrical Engineers	7
Sales Reps, Wholesale & Manufacturing, Exc Technical & Scientific Products	16	Laborers & Freight, Stock, & Material Movers, Hand	7
Customer Service Representatives	16	Managers, All Other	6
Psychiatric Technicians	13	Human Resources Specialists	6
Maintenance & Repair Workers, General	12	Physical Therapists	6
Food Service Managers	11	Painters, Construction & Maintenance	6
Registered Nurses	11	Automotive Service Technicians & Mechanics	6
Financial Managers	10	Welders, Cutters, Solderers, & Brazers	6
Driver/Sales Workers	10	Stockers & Order Fillers	6



# Expected Worker Shortfall

	2020-2030	2020-2035
Total Population Growth	-2.8%	-4.1%
Age 20-64 Population Growth	-2.8%	-4.4%
Nonagricultural Job Growth	10.8%	13.3%
Worker Shortfall	13.6%	17.7%
<b>Worker Shortfall</b>	<b>1,173</b>	<b>1,529</b>

Note: A negative Worker Shortfall indicates a projected surplus of workers versus available jobs.

# Occupational Wages

## Winston County Average Hourly Wage All Occupations

Entry	Median	Mean	Experienced
\$12.24	\$19.12	\$21.12	\$25.56

## Winston County Average Hourly Wage Manufacturing

Entry	Median	Mean	Experienced
\$14.49	\$20.36	\$21.56	\$25.09

Source: Alabama Department of Labor, Labor Market Information Division in cooperation with the U.S. Bureau of Labor Statistics. The data is based on the 2022 release of the Occupational Employment Statistics report, employment and wage estimate file. Wage data has been aged using the latest quarterly Employment Cost Index (ECI) factors. 'NA' indicates data not available for publication.



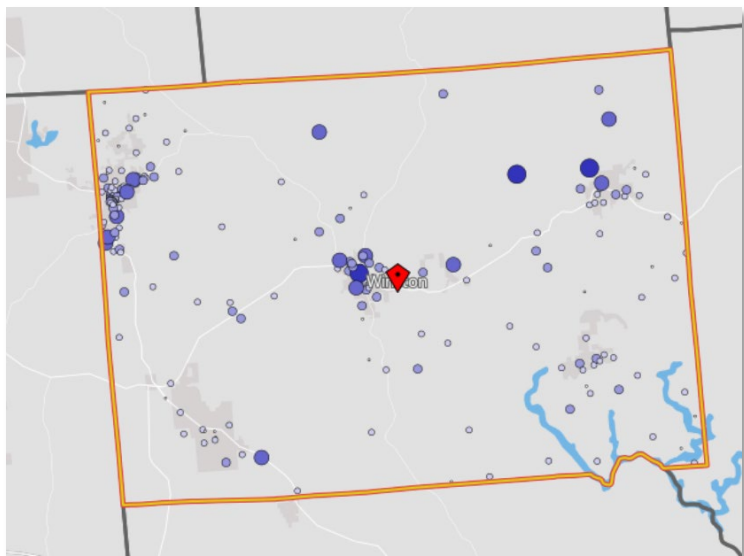
# Occupational Wages

## Annual Salary Area Comparison

	Entry	Median	Mean	Experienced
<b>Alabama</b>				
Total	\$27,775	\$47,005	\$61,395	\$78,205
Manufacturing	\$30,764	\$45,305	\$55,077	\$67,233
<b>Winston County</b>				
Total	\$25,454	\$39,768	\$43,928	\$53,166
Manufacturing	\$30,159	\$42,339	\$44,845	\$52,188
<b>Jefferson County</b>				
Total	\$27,585	\$45,980	\$59,514	\$75,480
Manufacturing	\$33,496	\$48,103	\$55,159	\$65,990
<b>Walker County</b>				
Total	\$24,960	\$37,513	\$47,862	\$59,314
Manufacturing	\$31,231	\$37,906	\$47,468	\$55,585

Source: Alabama Department of Labor, Labor Market Information Division in cooperation with the U.S. Bureau of Labor Statistics. The data is based on the 2022 release of the Occupational Employment Statistics report, employment and wage estimate file. Wage data has been aged using the latest quarterly Employment Cost Index (ECI) factors. 'NA' indicates data not available for publication.

# 2021 Workforce Characteristics

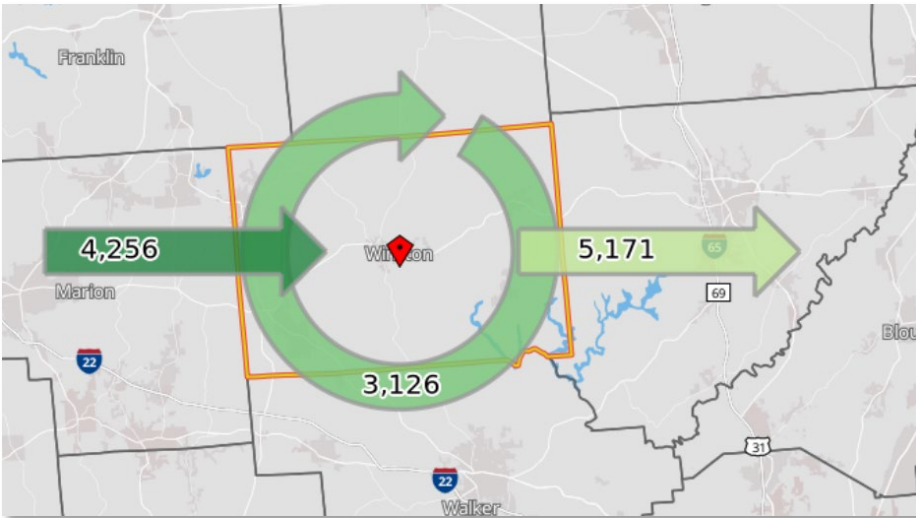


<b>Jobs by Worker Age</b>	<b>Count</b>	<b>Share</b>
Age 29 or younger	1,842	25.0%
Age 30 to 54	3,770	51.1%
Age 55 or older	1,770	24.0%
<b>Jobs by Worker Educational Attainment</b>	<b>Count</b>	<b>Share</b>
Less than high school	912	12.4%
High school or equivalent, no college	1,959	26.5%
Some college or Associate degree	1,763	23.9%
Bachelor's degree or advanced degree	906	12.3%
Educational attainment not available (workers aged 29 or younger)	1,842	25.0%
<b>Jobs by Worker Sex</b>	<b>Count</b>	<b>Share</b>
Male	4,045	54.8%
Female	3,337	45.2%
<b>Jobs by Earnings</b>	<b>Count</b>	<b>Share</b>
\$1,250 per month or less	1,193	16.2%
\$1,251 to \$3,333 per month	3,131	42.4%
More than \$3,333 per month	3,058	41.4%

Source: U.S. Census Bureau, OnTheMap Application and LEHD Origin-Destination Employment Statistics in Partnership with the Alabama Department of Labor, Labor Market Information Division.

# 2021 Commuting Patterns

## Labor Force Characteristics



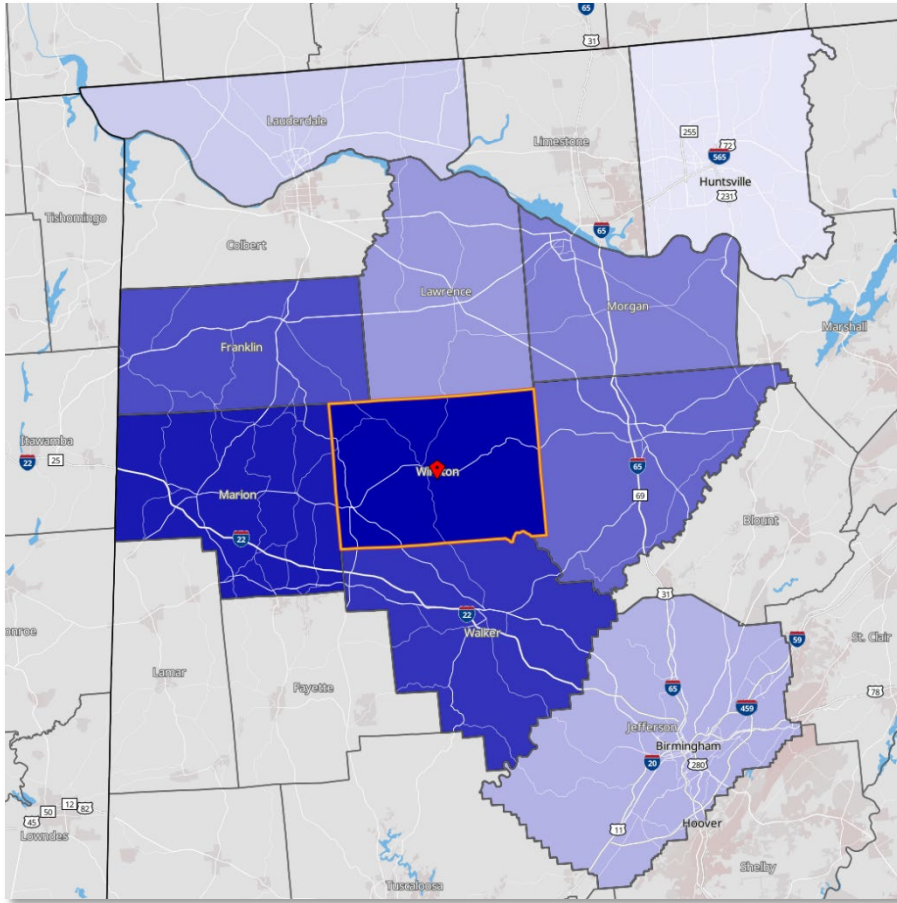
Outflow Job Characteristics	Count	Share
External Jobs Filled by Residents	5,171	100.0%
Workers Aged 29 or younger	1,269	24.5%
Workers Aged 30 to 54	2,676	51.8%
Workers Aged 55 or older	1,226	23.7%
Workers Earning \$1,250 per month or less	844	16.3%
Workers Earning \$1,251 to \$3,333 per month	1,731	33.5%
Workers Earning More than \$3,333 per month	2,596	50.2%
Workers in the "Goods Producing" Industry Class	1,441	27.9%
Workers in the "Trade, Transportation, and Utilities" Industry Class	1,330	25.7%
Workers in the "All Other Services" Industry Class	2,400	46.4%

**Live in the County  
but Work Elsewhere**  
62.3%

**Live and Work  
in the County**  
37.7%

# 2021 Commuting Patterns

## Where People Live who Work in This County



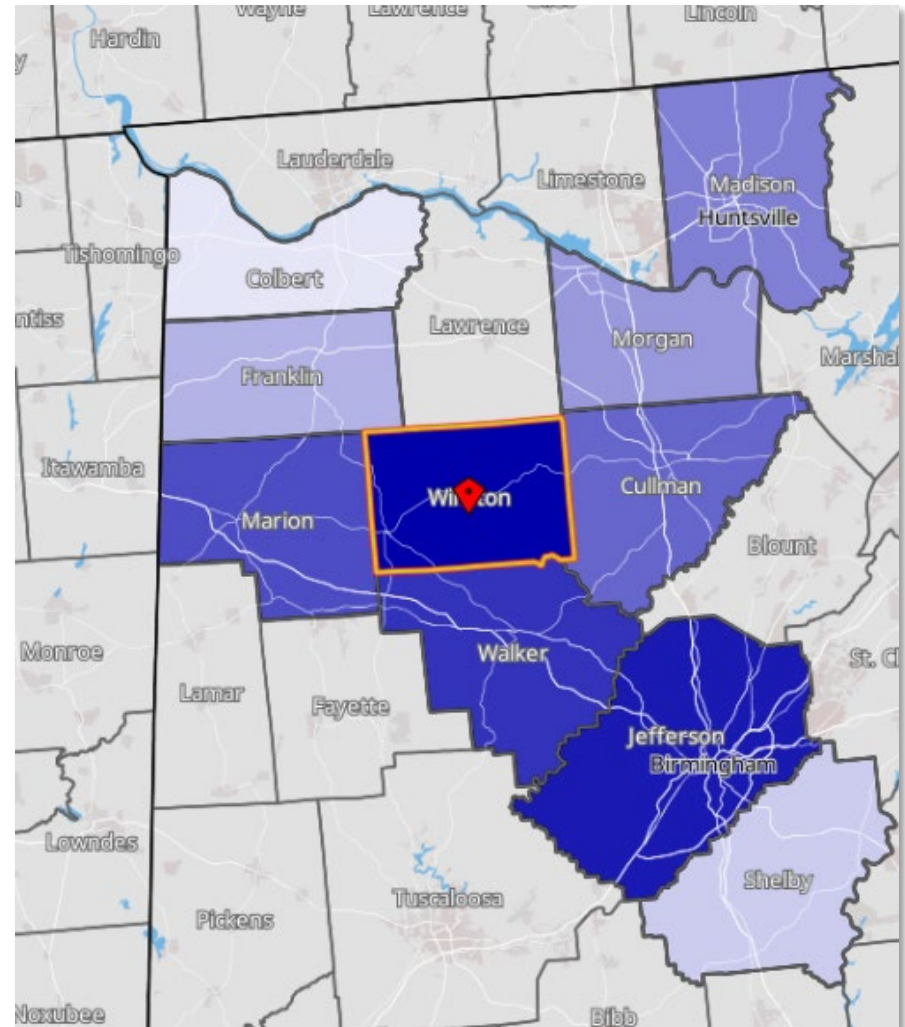
	Count	Share
Winston County, AL	3,126	42.3%
Marion County, AL	911	12.3%
Walker County, AL	774	10.5%
Franklin County, AL	499	6.8%
Cullman County, AL	477	6.5%
Morgan County, AL	277	3.8%
Lawrence County, AL	169	2.3%
Jefferson County, AL	130	1.8%
Lauderdale County, AL	112	1.5%
Madison County, AL	80	1.1%
All Other Locations	827	11.2%

Source: U.S. Census Bureau, OnTheMap Application and LEHD Origin-Destination Employment Statistics in Partnership with the Alabama Department of Labor, Labor Market Information Division.

# 2021 Commuting Patterns

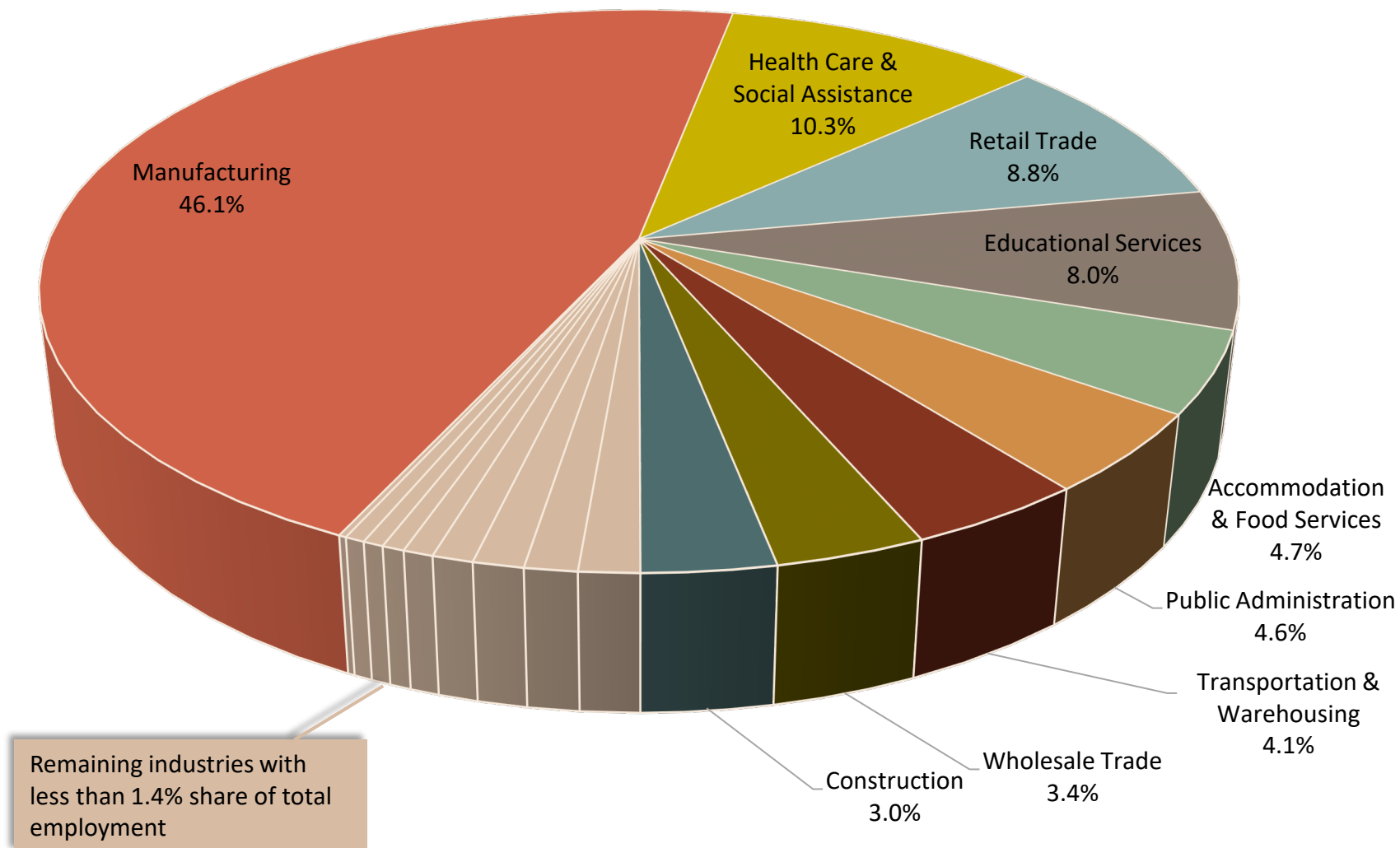
## Where People Work who Live in This County

	Count	Share
Winston County, AL	3,126	37.7%
Jefferson County, AL	990	11.9%
Walker County, AL	689	8.3%
Marion County, AL	518	6.2%
Cullman County, AL	514	6.2%
Madison County, AL	471	5.7%
Morgan County, AL	366	4.4%
Franklin County, AL	185	2.2%
Shelby County, AL	159	1.9%
Colbert County, AL	97	1.2%
All Other Locations	1,182	14.2%



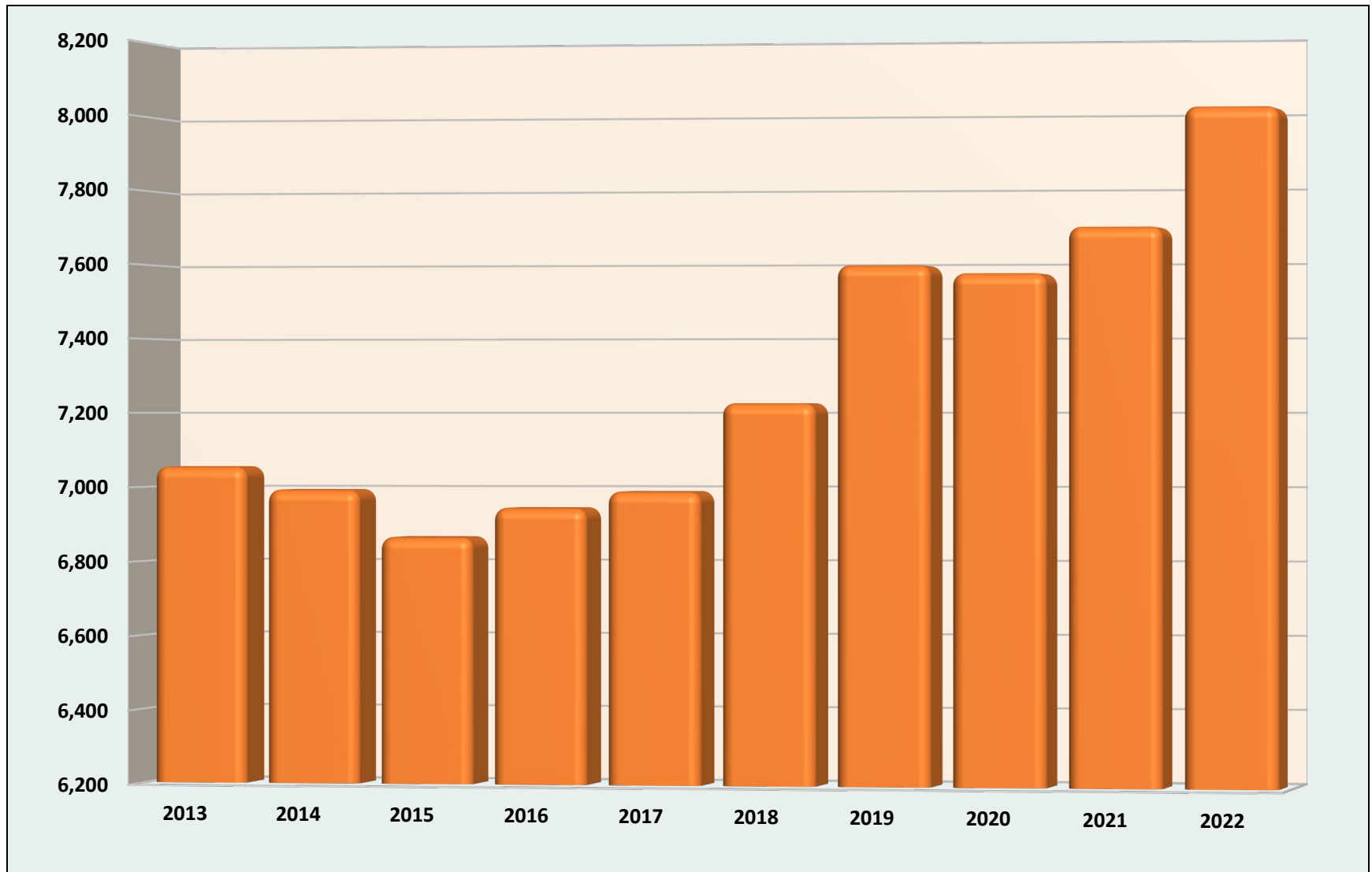
Source: U.S. Census Bureau, OnTheMap Application and LEHD Origin-Destination Employment Statistics in Partnership with the Alabama Department of Labor, Labor Market Information Division.

# Winston County Industry Distribution 2022

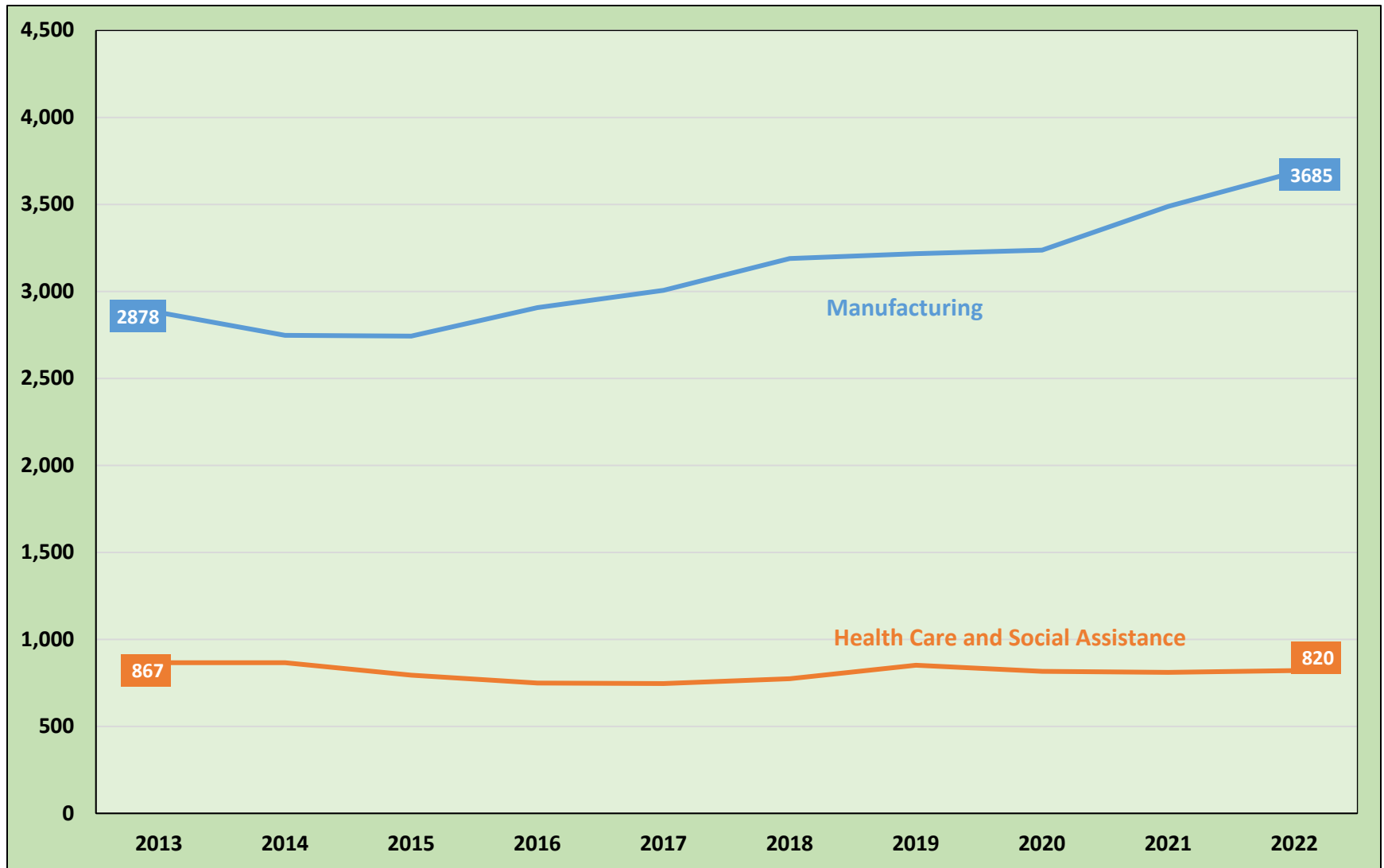


Source: Longitudinal Employer Household Dynamics program which is a partnership between the Census Bureau and the Alabama Department of Labor, Labor Market Information Division.

# Industry Total Employment Trend

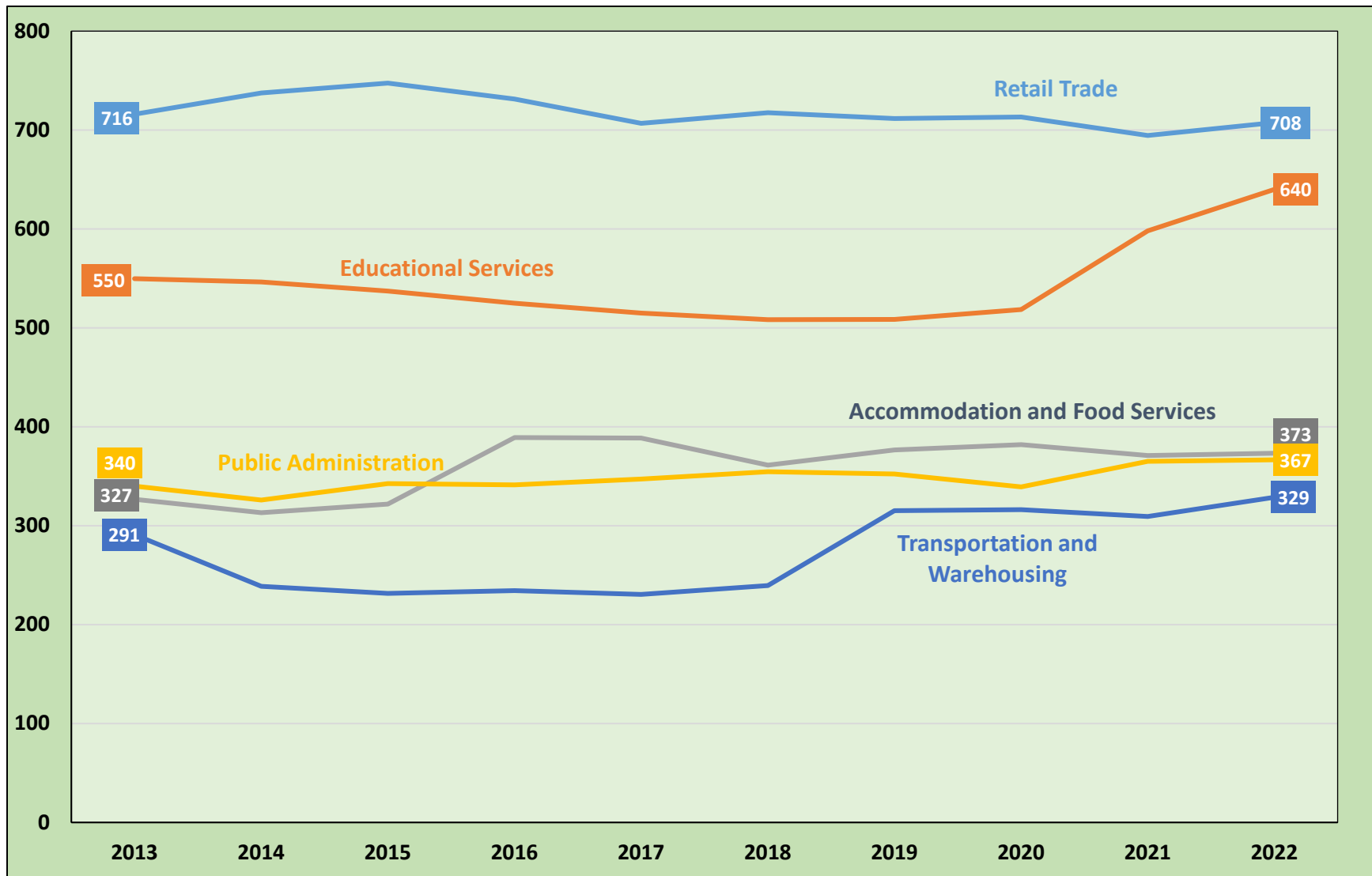


# Industry Sector Employment Trends



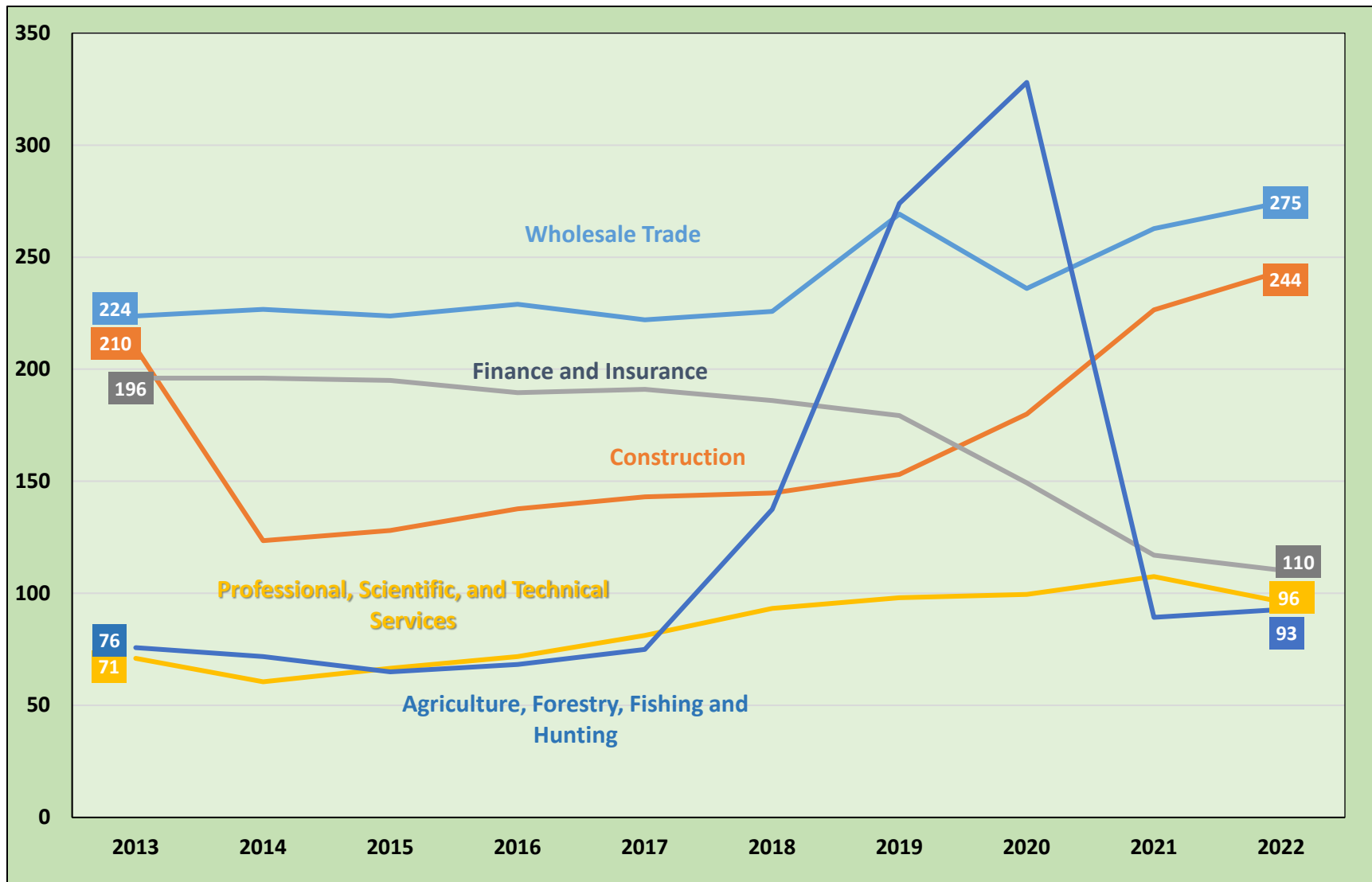


# Industry Sector Employment Trends



Source: Longitudinal Employer Household Dynamics program which is a partnership between the Census Bureau and the Alabama Department of Labor, Labor Market Information Division.

# Industry Sector Employment Trends



Source: Longitudinal Employer Household Dynamics program which is a partnership between the Census Bureau and the Alabama Department of Labor, Labor Market Information Division.

# Average Monthly Earnings Trend



# Postsecondary Education

## 2021-2022 HS Graduates Enrolled in Alabama Public Colleges

High School	HS Grads	Enrolled in AL Public Colleges	Enrolled in Remedial Course(s)				Enrollment Status	
			Math Only	English Only	Both	Total	Full Time	Part Time/Other
Addison High School	51	25	1	1	1	3	22	3
Haleyville High School	99	47	3	1	0	4	41	6
Lynn High School	31	14	4	0	1	5	13	1
Meek High School	30	11	2	1	0	3	8	3
Winston County High School	43	21	0	2	0	2	14	7



Source: Alabama Commission on Higher Education; 2022 High School Report.

# Postsecondary Education

Fall 2022 Undergraduate Enrollment of Students Attending Alabama Public Two-Year and Four-Year Institutions

Winston County		# Undergrads	# First-Time Freshman
<b>Major</b>	<b>Grand Total</b>	<b>755</b>	<b>133</b>
Undeclared/NotReported		198	1
General Studies		145	41
Registered Nursing/Registered Nurse		68	12
Liberal Arts and Sciences/Liberal Studies		39	16
Elementary Education and Teaching		21	1
Business Administration and Management, General		15	2
Biology/Biological Sciences, General		14	0
Computer and Information Sciences, General		13	4
Multi-/Interdisciplinary Studies, Other		12	3
Accounting		7	1
Administrative Assistant and Secretarial Science, General		7	3
Child Care and Support Services Management		7	3
Industrial Electronics Technology/Technician		7	3
Salon/Beauty Salon Management/Manager		7	2
History, General		6	1

Source: Alabama Commission on Higher Education: Workforce Development, Potential Workforce by County.

# Postsecondary Education

Summer 2021 thru Spring 2022 Completions of Students from Alabama Public Two-Year and Four-Year Institutions

Major	Less than 1 year	Less than 2 years	Associate	Less than 4 years	Bachelor	Post-Bachelor	Master	Post-Master	Doctoral	Winston Total	* State Totals
General Studies	21	0	16	0	0	0	0	0	0	37	6,052
Registered Nursing/Registered Nurse	0	0	7	0	7	0	3	1	0	18	3,814
Child Care and Support Services Management	8	2	3	0	0	0	0	0	0	13	475
Heating, Ventilation, Air Conditioning and Refrigeration Engineering Technology/Technician	10	3	0	0	0	0	0	0	0	13	324
Welding Technology/Welder	10	2	0	0	0	0	0	0	0	12	1,136
Multi-/Interdisciplinary Studies, Other	6	0	3	0	2	0	0	0	0	11	1,066
Licensed Practical/Vocational Nurse Training	0	10	0	0	0	0	0	0	0	10	1,186
Elementary Education and Teaching	0	0	0	0	5	0	4	0	0	9	1,158
Industrial Electronics Technology/Technician	6	0	2	0	0	0	0	0	0	8	509
Electrician	4	1	2	0	0	0	0	0	0	7	326
Health Information/Medical Records Technology/Technician	2	4	1	0	0	0	0	0	0	7	93
Business Administration and Management, General	0	0	0	0	4	0	2	0	0	6	2,201
Medical/Clinical Assistant	5	0	1	0	0	0	0	0	0	6	306
Drafting and Design Technology/Technician, General	4	0	1	0	0	0	0	0	0	5	255
Marketing/Marketing Management, General	0	0	0	0	5	0	0	0	0	5	659

# Questions???

Alabama Department of Labor  
Labor Market Information Division  
[LMI.LABOR@labor.Alabama.gov](mailto:LMI.LABOR@labor.Alabama.gov)

Phone (334) 956-7465