



# Washington County Profile

Alabama Department of Labor  
Labor Market Information Division

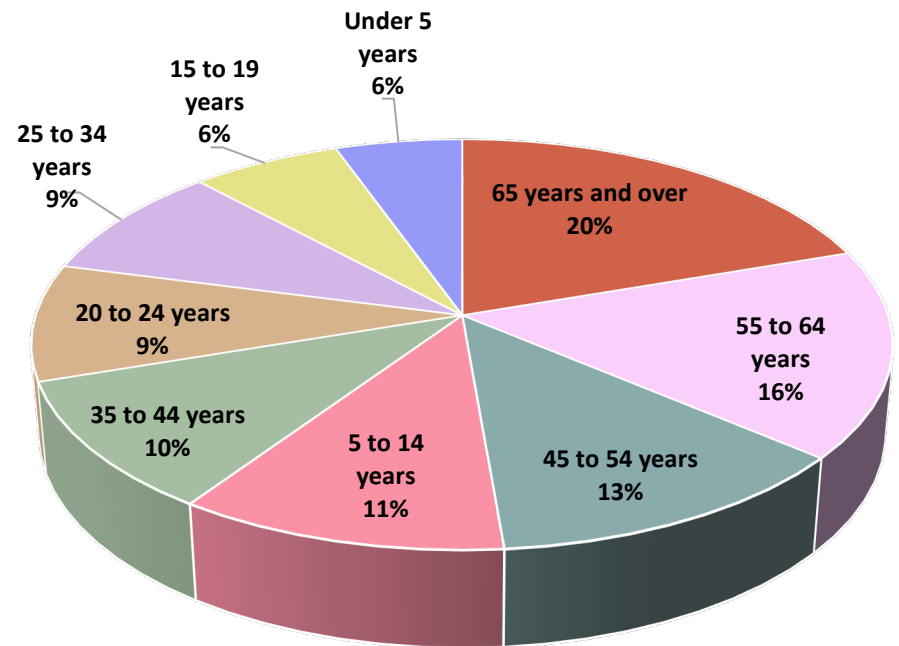
# Demographics

American Community Survey Average Population Estimates for 2018-2022

Age	Estimate
Under 5 years	843
5 to 14 years	1,676
15 to 19 years	996
20 to 24 years	1,419
25 to 34 years	1,392
35 to 44 years	1,599
45 to 54 years	1,928
55 to 64 years	2,530
65 and older	3,051

*Total Population*  
**15,434**

*Population By Age Group:*



# Demographics

## American Community Survey Average Population Estimates for 2018-2022

School Enrollment	Estimate
Population 3 years and over enrolled in school	2,985
Nursery school, preschool	313
Kindergarten	109
Elementary school (grades 1-8)	1,183
High school (grades 9-12)	856
College or graduate school	524
Educational Attainment	Estimate
Population 25 years and over	10,500
Less than 9 <sup>th</sup> grade	939
9 <sup>th</sup> to 12 <sup>th</sup> grade, no diploma	939
High school graduate (includes equivalency)	4,601
Some college, no degree	2,387
Associate's degree	787
Bachelor's degree	707
Graduate or professional degree	786

# Unemployment Data

## May 2024 Unemployment & Underemployment Data

County	Civilian Labor Force	Employment	Unemployment	Unemployment Rate	Under-Employment	Available Labor Pool
Baldwin	106,308	104,005	2,303	2.2%	18,825	21,128
Choctaw	4,001	3,855	146	3.6%	794	940
Clarke	7,511	7,192	319	4.2%	1,482	1,801
Conecuh	4,257	4,120	137	3.2%	861	998
Escambia	14,582	14,178	404	2.8%	3,020	3,424
Mobile	190,082	184,561	5,521	2.9%	45,771	51,292
Monroe	6,773	6,520	253	3.7%	1,584	1,837
<b>Washington</b>	<b>9,021</b>	<b>8,792</b>	<b>229</b>	<b>2.5%</b>	<b>2,154</b>	<b>2,383</b>
Wilcox	2,472	2,300	172	7.0%	564	736

**Unemployment + Underemployment = Potential Available Labor Pool**



Source: LAUS data, County Unemployment Rates, Unemployment Data for Labor Force, Employment, Unemployment, and Unemployment Rate Data. Underemployment in Alabama WIA Areas, Published September 2023, CBER @ UA, Underemployment and Available Labor Pool Data.

# Unemployment Data

## Initial Claims by Occupation 2023, Annual

Occupation	Number Unemployed	Occupation	Number Unemployed
Claims Adjusters, Examiners, and Investigators	21	General and Operations Managers	7
Construction Laborers	21	Construction Managers	7
Stockers and Order Fillers	15	Teacher Assistants	7
Operating Engineers and Other Construction Equipment Operators	14	Crane and Tower Operators	7
Electricians	14	Maids and Housekeeping Cleaners	6
Plumbers, Pipefitters, and Steamfitters	13	Customer Service Representatives	6
Janitors and Cleaners, Except Maids and Housekeeping Cleaners	13	Helpers--Pipelayers, Plumbers, Pipefitters, and Steamfitters	6
Laborers and Freight, Stock, and Material Movers	13	Packaging and Filling Machine Operators and Tenders	6
Cashiers	11	Millwrights	6
Heavy and Tractor-Trailer Truck Drivers	11	Helpers, Construction Trades, All Other	6
Office Clerks, General	10	Medical Assistants	5
Welders, Cutters, Solderers, and Brazers	10	Retail Salespersons	5
Nursing Assistants	9	Material Moving Workers, All Other	5
Helpers--Production Workers	9	Sales Reps, Wholesale & Mfg, Exc. Technical & Scientific Products	4
Carpenters	8	Executive Secretaries and Executive Administrative Assistants	4



# Help Wanted OnLine® Annual Job Postings

## 2023 Top Occupations with Most Ads Posted

Occupation	# of Ads	Occupation	# of Ads
Managers, All Other	34	Industrial Machinery Mechanics	18
Maintenance & Repair Workers, General	32	Project Management Specialists	17
Mechanical Engineers	28	Food Service Managers	16
Industrial Engineering Technologists & Technicians	27	Computer Occupations, All Other	15
Production, Planning, & Expediting Clerks	27	Chemical Engineers	15
Electricians	26	Plumbers, Pipefitters, & Steamfitters	15
Supervisors of Retail Sales Workers	25	Railroad Brake, Signal, & Switch Operators & Locomotive Firers	14
Supervisors of Mechanics, Installers, & Repairers	24	Accountants & Auditors	13
Construction Managers	19	Firefighters	13
Architectural & Engineering Managers	19	Crane & Tower Operators	13
Software Developers	19	Buyers & Purchasing Agents	13
Electrical Engineers	19	Merchandise Displayers & Window Trimmers	12
Electrical & Electronic Engineering Technologists & Technicians	19	Supervisors of Production & Operating Workers	12
Production Workers, All Other	19	Retail Salespersons	12
Customer Service Representatives	18	Heavy & Tractor-Trailer Truck Drivers	12



# Expected Worker Shortfall

	2020-2030	2020-2035
Total Population Growth	-8.8%	-12.9%
Age 20-64 Population Growth	-8.8%	-13.1%
Nonagricultural Job Growth	6.5%	8.3%
Worker Shortfall	15.3%	21.4%
<b>Worker Shortfall</b>	<b>570</b>	<b>797</b>

Note: A negative Worker Shortfall indicates a projected surplus of workers versus available jobs.

# Occupational Wages

---

## Washington County Average Hourly Wage All Occupations

Entry	Median	Mean	Experienced
\$15.18	\$25.32	\$31.65	\$39.90

## Washington County Average Hourly Wage Manufacturing

Entry	Median	Mean	Experienced
\$19.90	\$33.10	\$37.66	\$46.54

Source: Alabama Department of Labor, Labor Market Information Division in cooperation with the U.S. Bureau of Labor Statistics. The data is based on the 2023 release of the Occupational Employment Statistics report, employment and wage estimate file. Wage data has been aged using the latest quarterly Employment Cost Index (ECI) factors. 'NA' indicates data not available for publication.



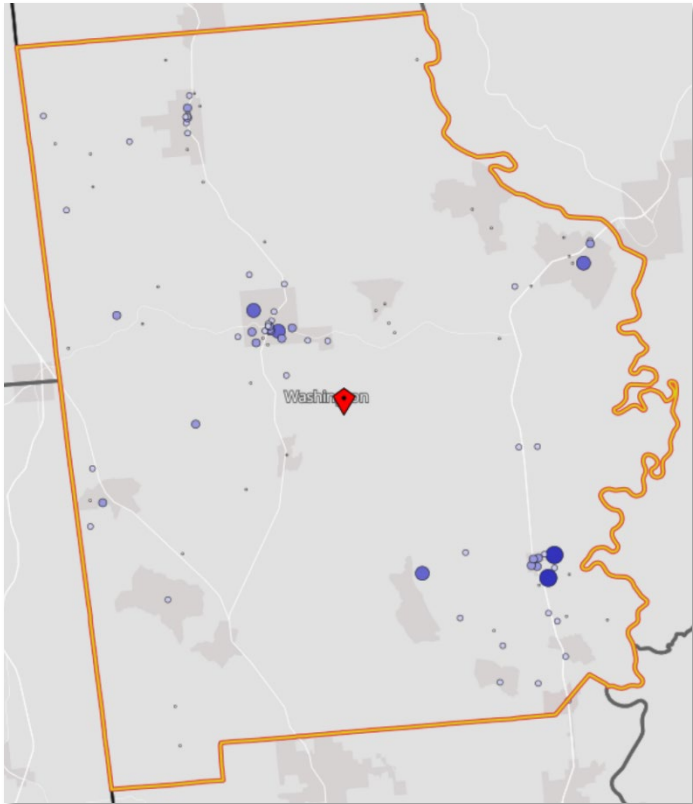
# Occupational Wages

## Annual Salary Area Comparison

	Entry	Median	Mean	Experienced
<b>Alabama</b>				
Total	\$30,109	\$49,126	\$64,093	\$81,086
Manufacturing	\$32,657	\$47,238	\$56,534	\$68,473
<b>Washington County</b>				
Total	\$31,556	\$52,653	\$65,845	\$82,989
Manufacturing	\$41,391	\$68,850	\$78,330	\$96,799
<b>Clarke County</b>				
Total	\$24,453	\$39,242	\$46,425	\$57,411
Manufacturing	\$34,191	\$50,191	\$55,184	\$65,681
<b>Mobile County</b>				
Total	\$26,504	\$43,367	\$54,597	\$68,643
Manufacturing	\$37,288	\$61,867	\$67,679	\$82,876

Source: Alabama Department of Labor, Labor Market Information Division in cooperation with the U.S. Bureau of Labor Statistics. The data is based on the 2023 release of the Occupational Employment Statistics report, employment and wage estimate file. Wage data has been aged using the latest quarterly Employment Cost Index (ECI) factors. 'NA' indicates data not available for publication.

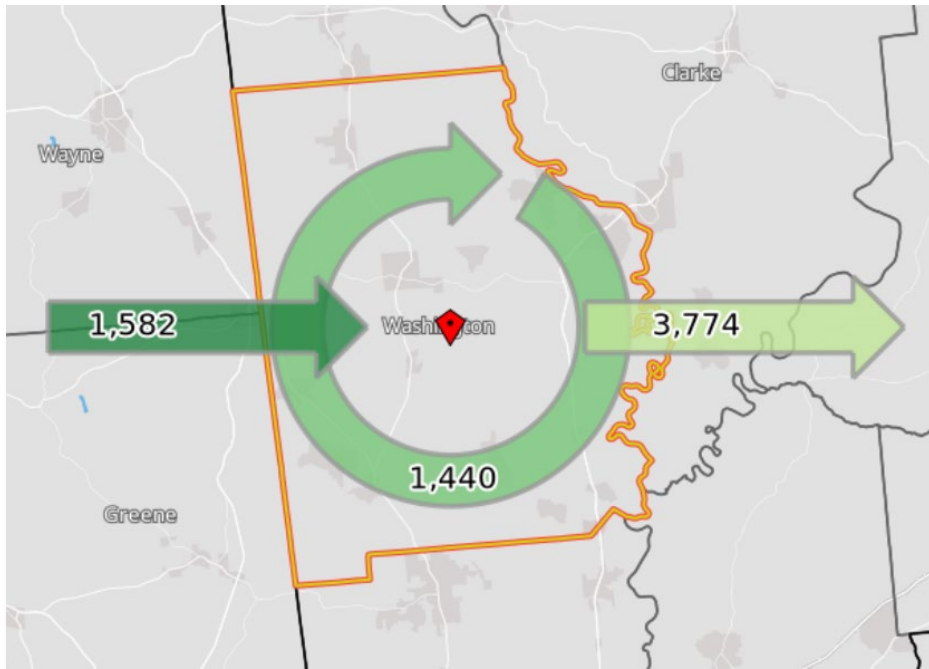
# 2021 Workforce Characteristics



Jobs by Worker Age	Count	Share
Age 29 or younger	389	12.9%
Age 30 to 54	1,659	54.9%
Age 55 or older	974	32.2%
Jobs by Worker Educational Attainment	Count	Share
Less than high school	276	9.1%
High school or equivalent, no college	869	28.8%
Some college or Associate degree	864	28.6%
Bachelor's degree or advanced degree	624	20.6%
Educational attainment not available (workers aged 29 or younger)	389	12.9%
Jobs by Worker Sex	Count	Share
Male	1,824	60.4%
Female	1,198	39.6%
Jobs by Earnings	Count	Share
\$1,250 per month or less	419	13.9%
\$1,251 to \$3,333 per month	726	24.0%
More than \$3,333 per month	1,877	62.1%

# 2021 Commuting Patterns

## Labor Force Characteristics



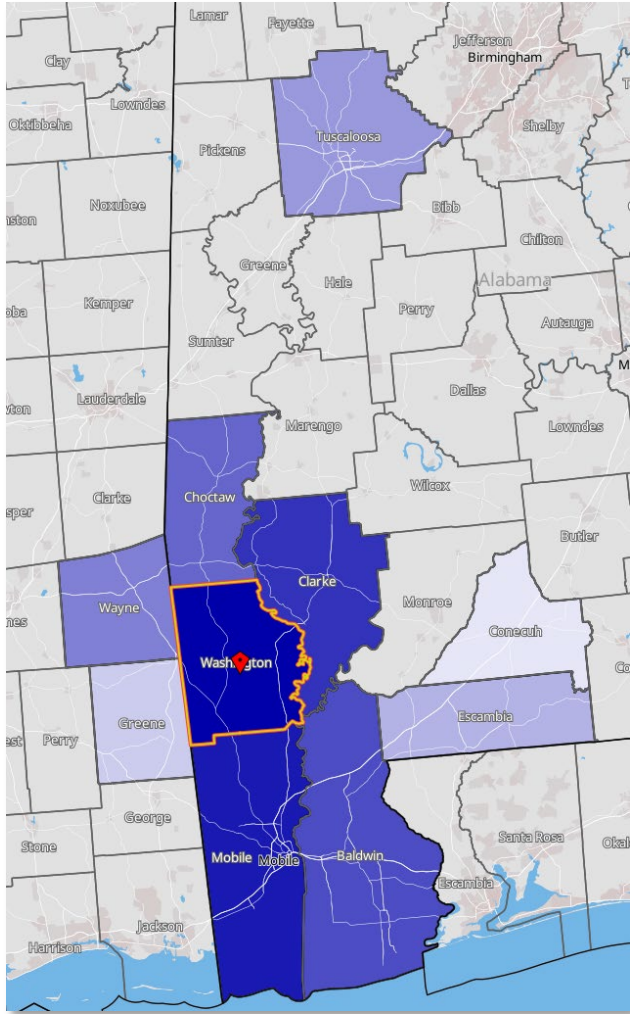
Outflow Job Characteristics	Count	Share
External Jobs Filled by Residents	3,774	100.0%
Workers Aged 29 or younger	1,017	26.9%
Workers Aged 30 to 54	1,931	51.2%
Workers Aged 55 or older	826	21.9%
Workers Earning \$1,250 per month or less	645	17.1%
Workers Earning \$1,251 to \$3,333 per month	1,120	29.7%
Workers Earning More than \$3,333 per month	2,009	53.2%
Workers in the "Goods Producing" Industry Class	1,201	31.8%
Workers in the "Trade, Transportation, and Utilities" Industry Class	889	23.6%
Workers in the "All Other Services" Industry Class	1,684	44.6%

**Live in the County  
but Work Elsewhere**  
**72.4%**

**Live and Work  
in the County**  
**27.6%**

# 2021 Commuting Patterns

Where People Live who Work in This County



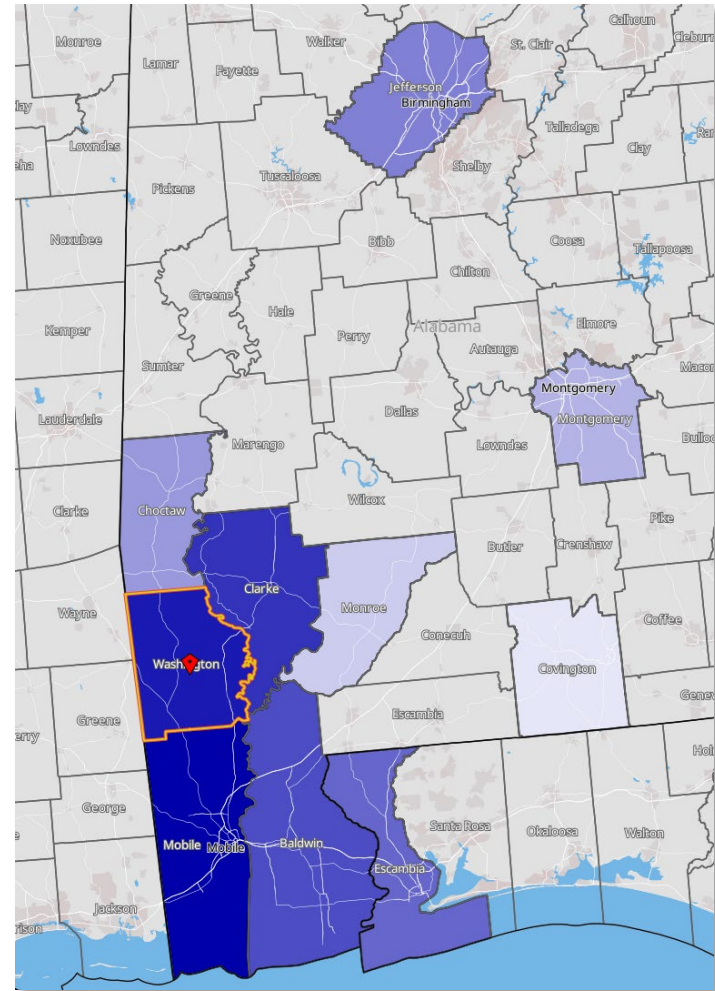
	Count	Share
Washington County, AL	1,440	47.7%
Mobile County, AL	644	21.3%
Clarke County, AL	255	8.4%
Baldwin County, AL	137	4.5%
Choctaw County, AL	89	2.9%
Wayne County, MS	79	2.6%
Tuscaloosa County, AL	39	1.3%
Escambia County, AL	22	0.7%
Greene County, MS	18	0.6%
Conecuh County, AL	17	0.6%
All Other Locations	282	9.3%

Source: U.S. Census Bureau, OnTheMap Application and LEHD Origin-Destination Employment Statistics in Partnership with the Alabama Department of Labor, Labor Market Information Division.

# 2021 Commuting Patterns

Where People Work who Live in This County

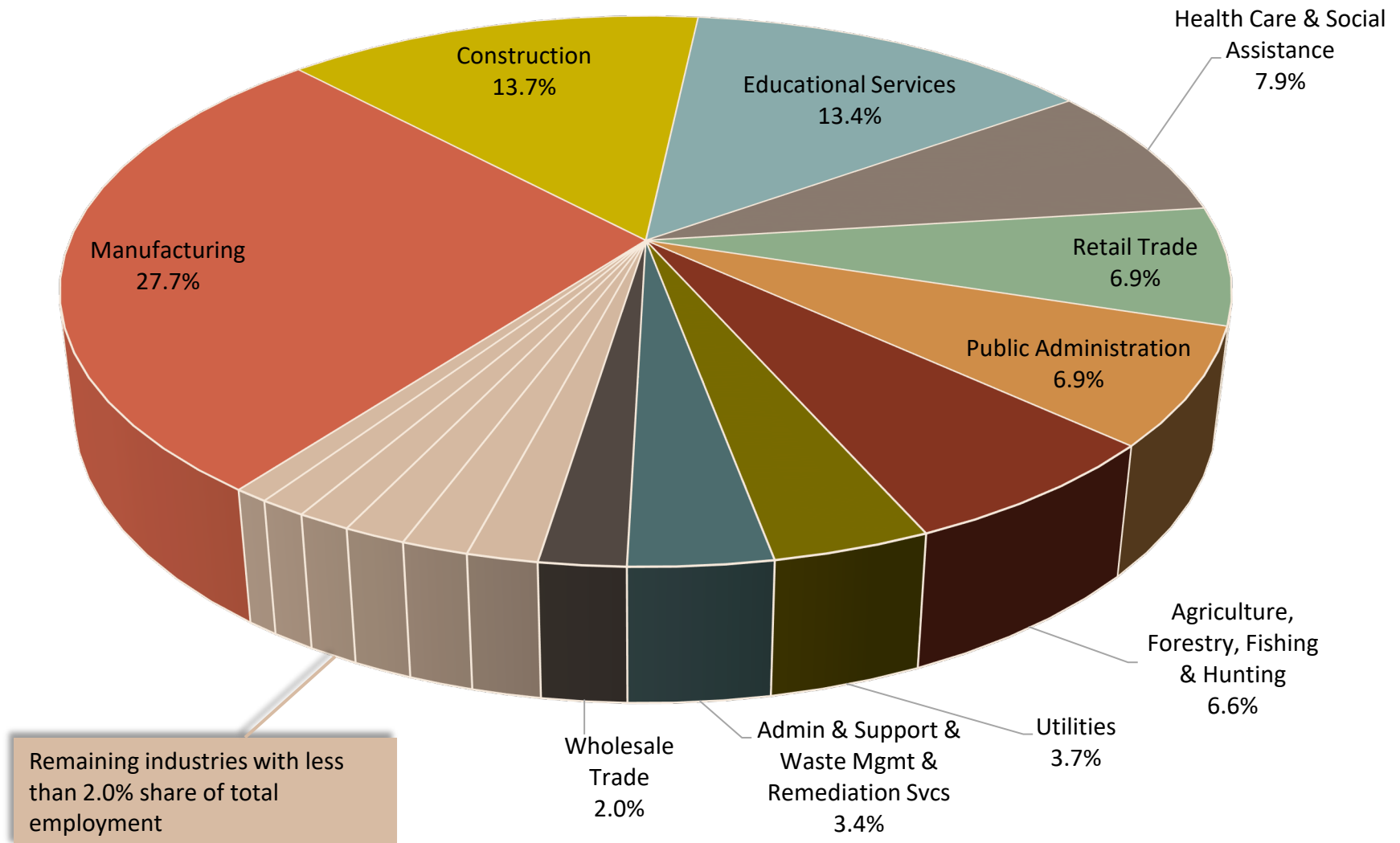
	Count	Share
Mobile County, AL	1,769	33.9%
Washington County, AL	1,440	27.6%
Clarke County, AL	468	9.0%
Baldwin County, AL	271	5.2%
Escambia County, FL	129	2.5%
Jefferson County, AL	120	2.3%
Choctaw County, AL	116	2.2%
Montgomery County, AL	113	2.2%
Monroe County, AL	72	1.4%
Covington County, AL	51	1.0%
All Other Locations	665	12.8%



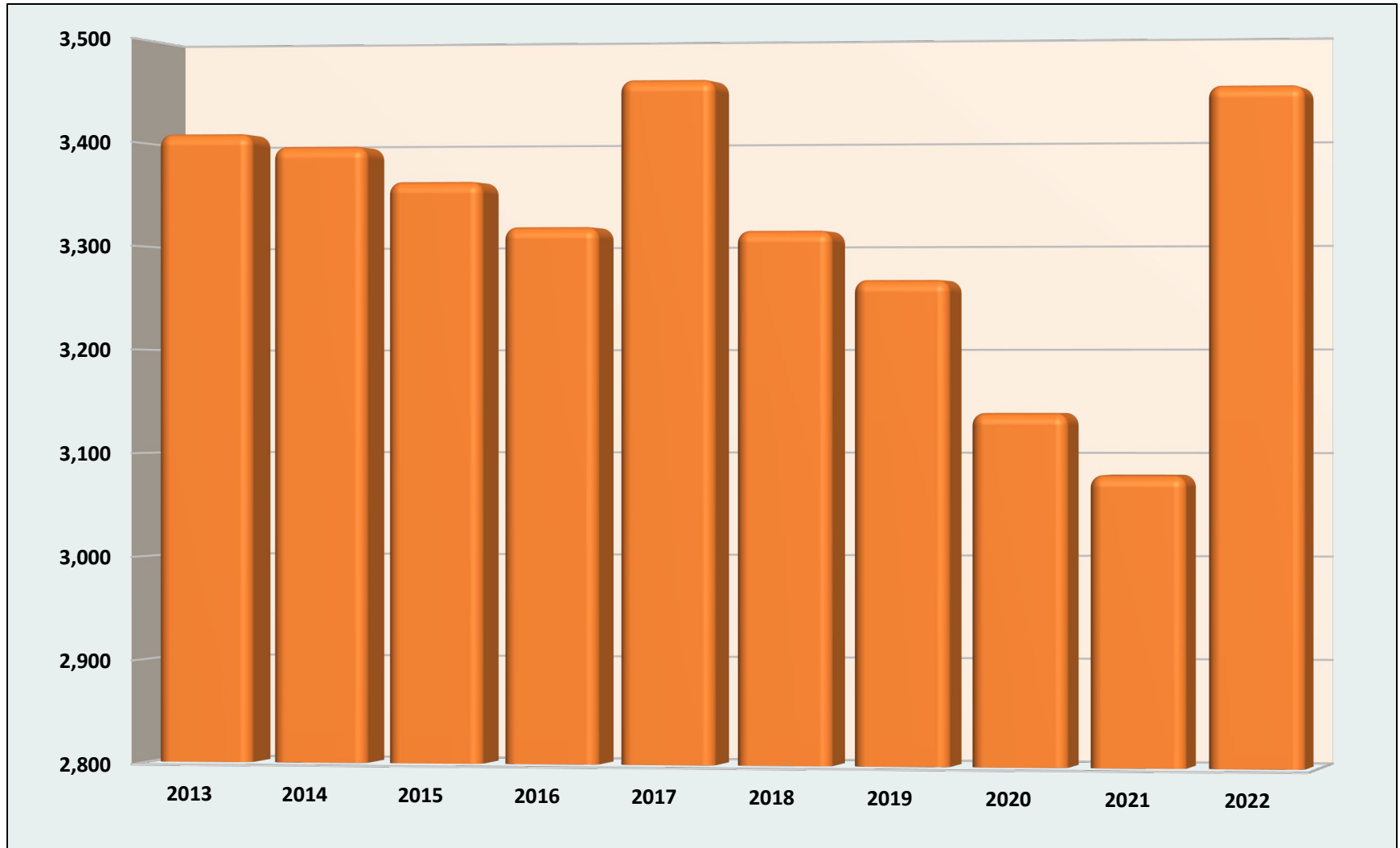
Source: U.S. Census Bureau, OnTheMap Application and LEHD Origin-Destination Employment Statistics in Partnership with the Alabama Department of Labor, Labor Market Information Division.

# Washington County Industry Distribution

## 2022



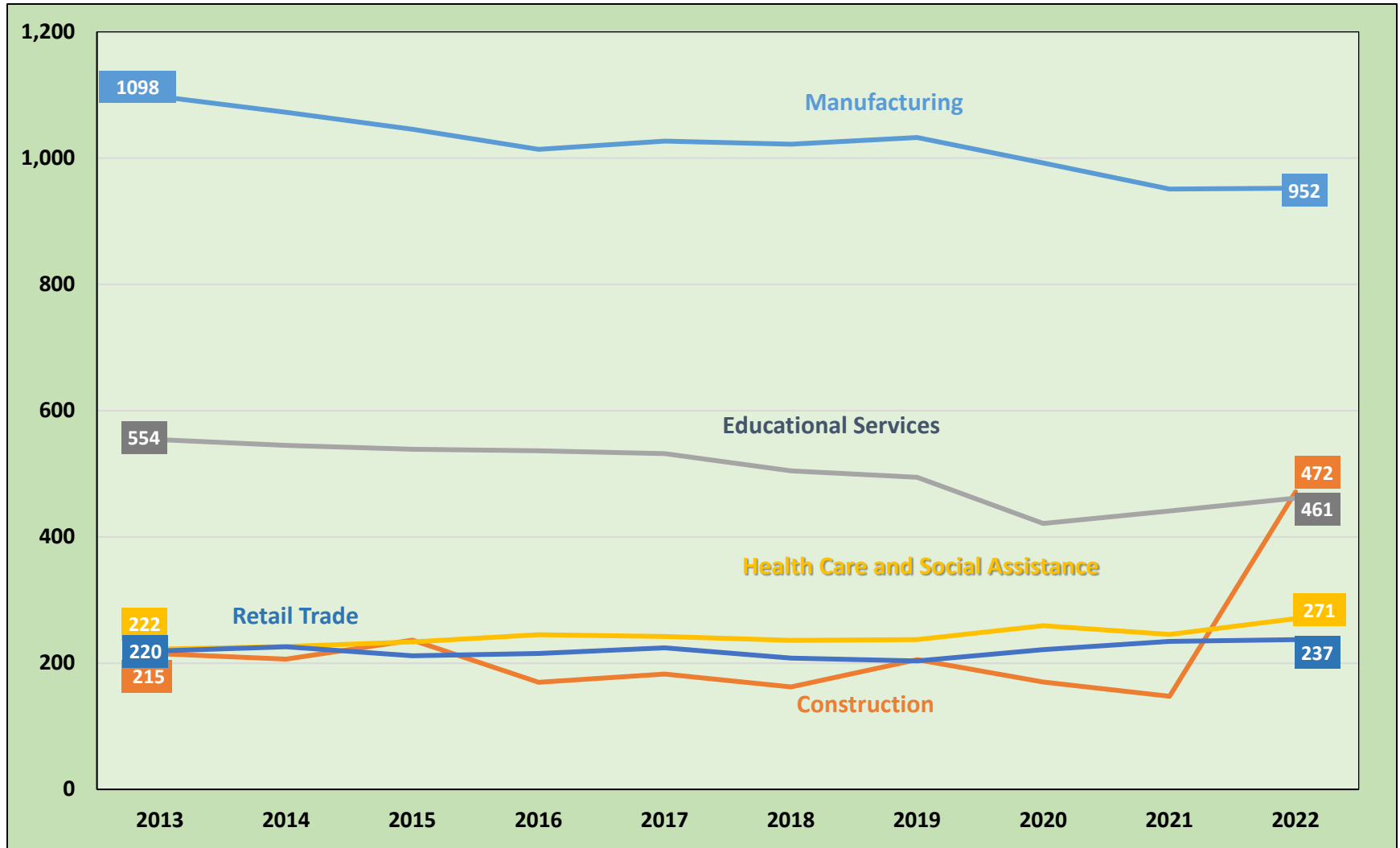
# Industry Total Employment Trend



Source: Longitudinal Employer Household Dynamics program which is a partnership between the Census Bureau and the Alabama Department of Labor, Labor Market Information Division.



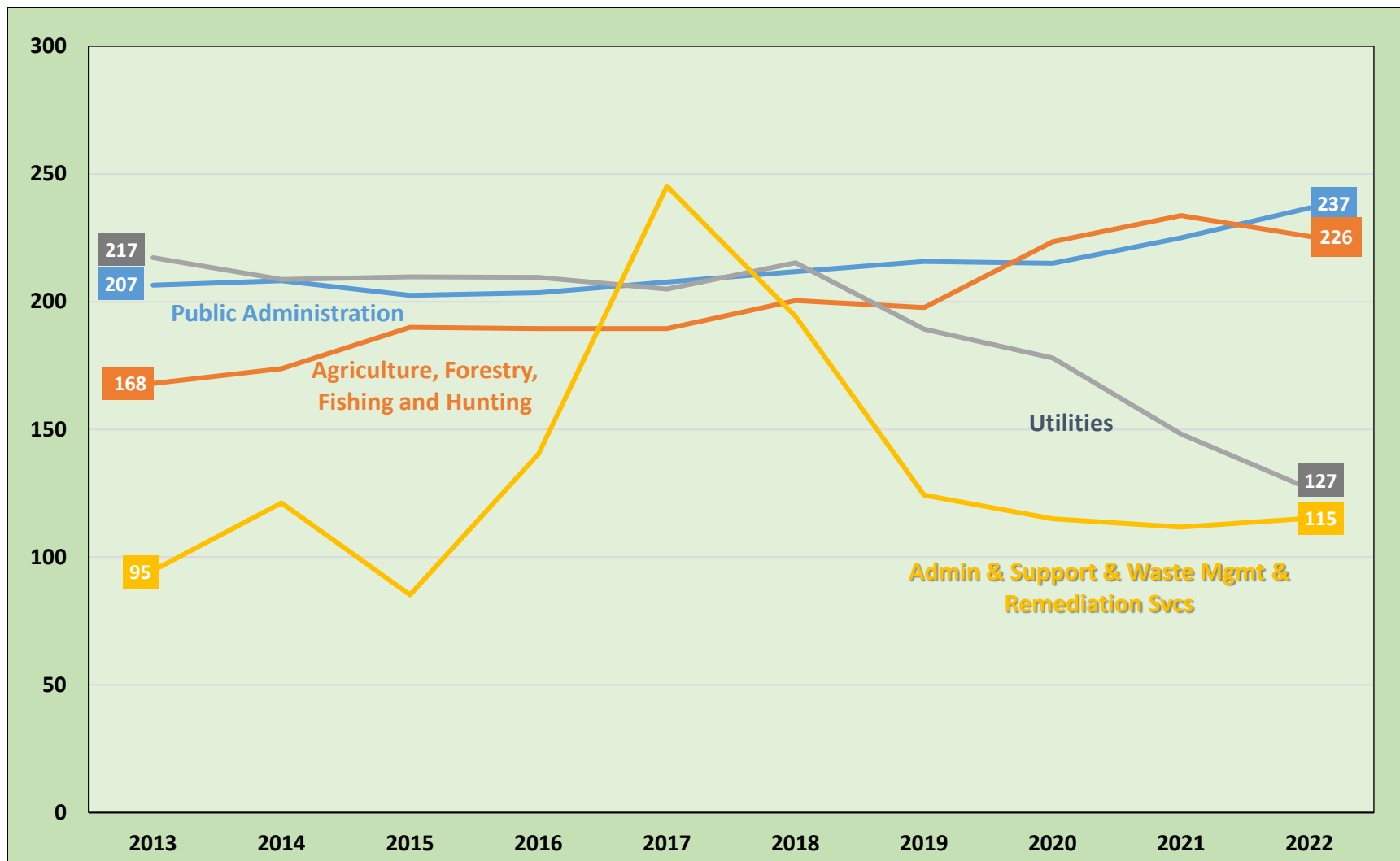
# Industry Sector Employment Trends



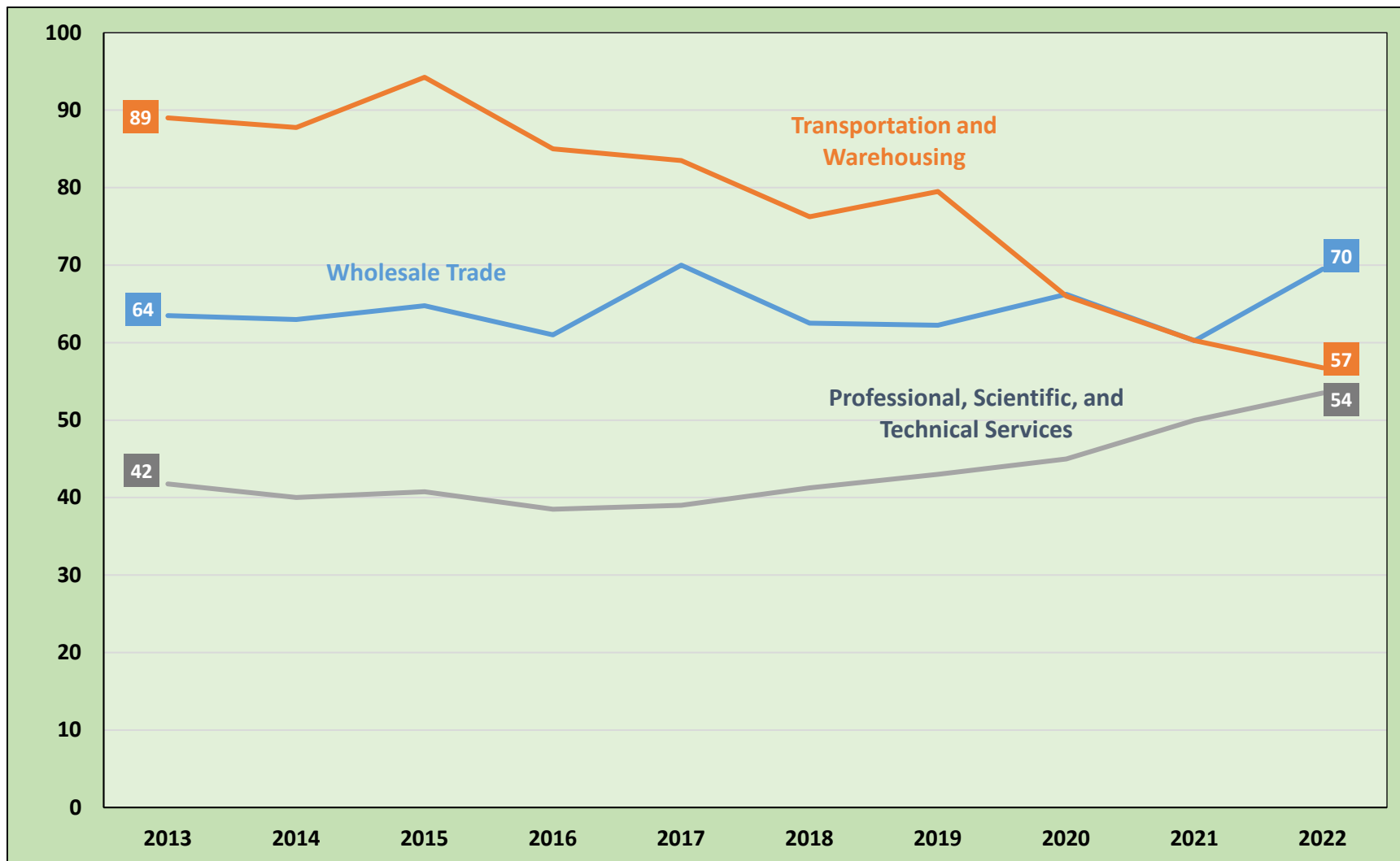
Source: Longitudinal Employer Household Dynamics program which is a partnership between the Census Bureau and the Alabama Department of Labor, Labor Market Information Division.



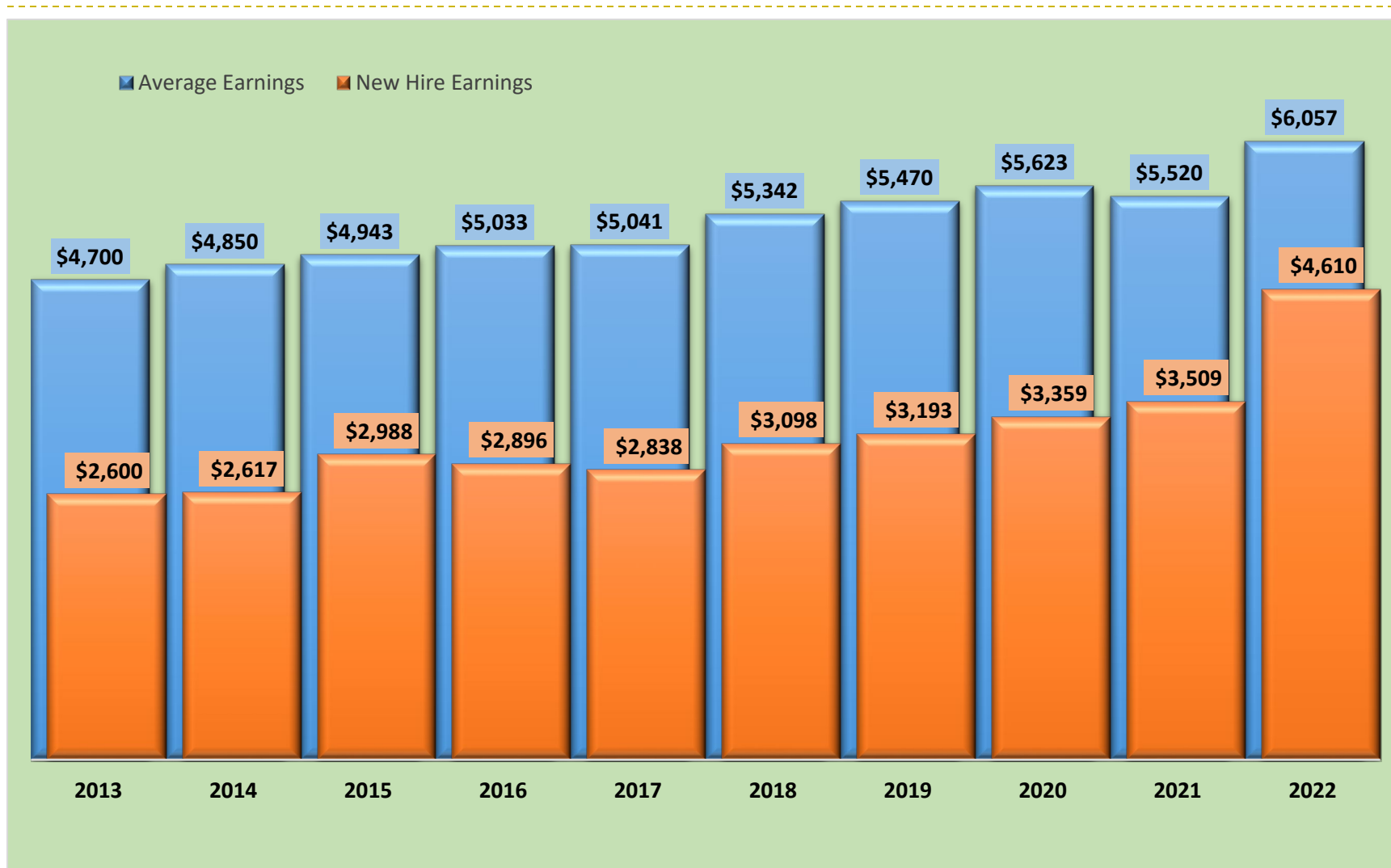
# Industry Sector Employment Trends



# Industry Sector Employment Trends



# Average Monthly Earnings Trend



# Postsecondary Education

## HS Graduates Enrolled in Alabama Public Colleges Fall 2023

High School	HS Grads	Enrolled in AL Public Colleges	Enrolled in Remedial Course(s)				Enrollment Status	
			Math Only	English Only	Both	Total	Full Time	Part Time/ Other
Fruitdale High School	30	11	0	1	0	1	10	1
Leroy High School	38	21	0	1	1	2	20	1
McIntosh High School	25	7	1	1	0	2	6	1
Millry High School	40	16	2	1	0	3	16	0
Washington County High School	53	26	2	0	2	4	25	1



Source: Alabama Commission on Higher Education; 2022-2023 High School Report.

# Postsecondary Education

Fall 2023 Undergraduate Enrollment of Students Attending Alabama Public Two-Year and Four-Year Institutions

Washington County		# Undergrads	# First-Time Freshman
<b>Major</b>	<b>Grand Total</b>	<b>564</b>	<b>101</b>
Undeclared/Not Reported		192	-
General Studies		94	34
Registered Nursing/Registered Nurse		44	4
Industrial Technology/Technician		25	11
Teacher Education, Multiple Levels		20	2
Biology/Biological Sciences, General		11	2
Elementary Education and Teaching		11	2
Mechanical Engineering		10	1
Business Administration and Management, General		9	3
Multi-/Interdisciplinary Studies, Other		8	2
Accounting		7	2
Psychology, General		7	1
Biomedical Sciences, General		6	-
Industrial Production Technologies/Technicians, Other		6	3
Health/Medical Preparatory Programs, Other		5	1

# Postsecondary Education

Summer 2022 thru Spring 2023 Completions of Students from Alabama Public Two-Year and Four-Year Institutions

Major	Less than 1 year	Less than 2 years	Associate	Less than 4 years	Bachelor	Post- Bachelor	Master	Post-Master	Doctoral	Washington Total	* State Totals
Industrial Technology/Technician	14	-	11	-	-	-	-	-	-	25	151
General Studies	-	-	16	-	-	-	-	-	-	16	5,561
Registered Nursing/Registered Nurse	-	-	11	-	3	-	1	-	-	15	3,873
Drafting and Design Technology/Technician, General	15	-	-	-	-	-	-	-	-	15	278
Truck and Bus Driver/Commercial Vehicle Operator and Instructor	11	-	-	-	-	-	-	-	-	11	432
Industrial Production Technologies/Technicians, Other	4	-	5	-	-	-	-	-	-	9	12
Licensed Practical/Vocational Nurse Training	-	7	-	-	-	-	-	-	-	7	1,243
Business Administration and Management, General	-	-	1	-	1	-	2	-	-	4	2,244
Liberal Arts and Sciences/Liberal Studies	-	-	4	-	-	-	-	-	-	4	993
Hospitality Administration/Management, General	2	-	2	-	-	-	-	-	-	4	260
Biology/Biological Sciences, General	-	-	-	-	3	-	-	-	-	3	639
Funeral Service and Mortuary Science, General	1	1	1	-	-	-	-	-	-	3	104
Computer and Information Sciences, General	1	-	1	-	-	-	-	-	-	2	1,328
Welding Technology/Welder	2	-	-	-	-	-	-	-	-	2	1,107
Marketing/Marketing Management, General	-	-	-	-	2	-	-	-	-	2	592

# Questions???

Alabama Department of Labor  
Labor Market Information Division  
[LMI.LABOR@labor.Alabama.gov](mailto:LMI.LABOR@labor.Alabama.gov)