

Randolph County Profile

Alabama Department of Labor
Labor Market Information Division

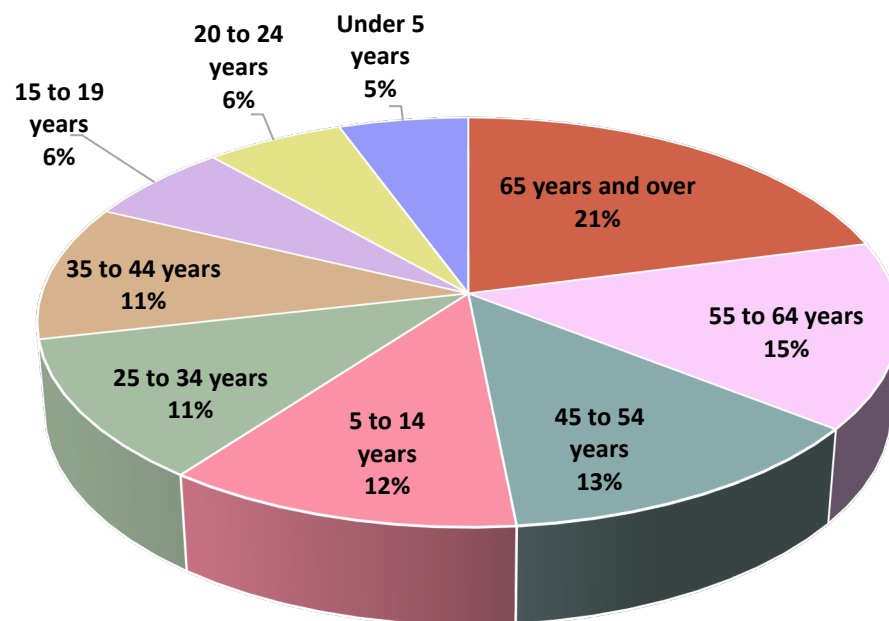
Demographics

American Community Survey Average Population Estimates for 2018-2022

Age	Estimate
Under 5 years	1,232
5 to 14 years	2,605
15 to 19 years	1,408
20 to 24 years	1,320
25 to 34 years	2,494
35 to 44 years	2,375
45 to 54 years	2,849
55 to 64 years	3,263
65 and older	4,633

Total Population
22,179

Population By Age Group:



Demographics

American Community Survey Average Population Estimates for 2018-2022

School Enrollment	Estimate
Population 3 years and over enrolled in school	4,716
Nursery school, preschool	170
Kindergarten	329
Elementary school (grades 1-8)	1,846
High school (grades 9-12)	1,225
College or graduate school	1,146

Educational Attainment	Estimate
Population 25 years and over	15,614
Less than 9th grade	1,863
9th to 12th grade, no diploma	1,863
High school graduate (includes equivalency)	5,443
Some college, no degree	2,872
Associate's degree	1,555
Bachelor's degree	1,892
Graduate or professional degree	1,044

Unemployment Data

May 2024 Unemployment & Underemployment Data

County	Civilian Labor Force	Employment	Unemployment	Unemployment Rate	Under-Employment	Available Labor Pool
Calhoun	46,119	44,927	1,192	2.6%	7,368	8,560
Cherokee	12,025	11,767	258	2.1%	2,636	2,894
Clay	5,885	5,749	136	2.3%	1,150	1,286
Cleburne	6,242	6,110	132	2.1%	1,436	1,568
Etowah	39,892	38,832	1,060	2.7%	7,689	8,749
Randolph	9,711	9,471	240	2.5%	2,623	2,863
Talladega	36,166	35,266	900	2.5%	8,958	9,858

Unemployment + Underemployment = Potential Available Labor Pool



Source: LAUS data, County Unemployment Rates, Unemployment Data for Labor Force, Employment, Unemployment, and Unemployment Rate Data. Underemployment in Alabama WIA Areas, Published September 2023, CBER @ UA, Underemployment and Available Labor Pool Data.

Unemployment Data

Initial Claims by Occupation 2023, Annual

Occupation	Number Unemployed	Occupation	Number Unemployed
Customer Service Representatives	18	Welders, Cutters, Solderers, and Brazers	7
Team Assemblers	16	Packaging and Filling Machine Operators and Tenders	7
Cashiers	13	Sewing Machine Operators	6
Sales Managers	11	Production Workers, All Other	6
Waiters and Waitresses	10	Nursing Assistants	5
Sales Reps, Wholesale & Mfg, Exc. Technical & Scientific Products	10	Preschool Teachers, Except Special Education	5
Retail Salespersons	9	Managers, All Other	4
General and Operations Managers	8	Food Preparation Workers	4
Cooks, Restaurant	8	Fast Food and Counter Workers	4
Stockers and Order Fillers	8	Janitors and Cleaners, Except Maids and Housekeeping Cleaners	4
Helpers--Production Workers	8	Receptionists and Information Clerks	4
Heavy and Tractor-Trailer Truck Drivers	8	Industrial Machinery Mechanics	4
Industrial Truck and Tractor Operators	8	Supervisors of Production and Operating Workers	4
Pharmacy Technicians	7	Inspectors, Testers, Sorters, Samplers, and Weighers	4
Supervisors of Retail Sales Workers	7	Light Truck Drivers	4



Source: Unemployment Insurance Reports

Help Wanted OnLine® Annual Job Postings

2023 Top Occupations with Most Ads Posted

Occupation	# of Ads	Occupation	# of Ads
Retail Salespersons	41	Health Technologists & Technicians, All Other	7
Supervisors of Retail Sales Workers	36	Industrial Engineering Technologists & Technicians	6
Fast Food & Counter Workers	18	Coaches & Scouts	6
Registered Nurses	15	Occupational Therapy Assistants	6
Textile Winding, Twisting, & Drawing Out Machine Setters, Operators, & Tenders	13	Extruding & Forming Machine Setters, Operators, & Tenders, Synthetic & Glass Fibers	6
Postal Service Clerks	13	Optometrists	5
Maintenance & Repair Workers, General	12	Speech-Language Pathologists	5
Food Service Managers	11	Physical Therapist Assistants	5
Merchandise Displayers & Window Trimmers	9	Textile Knitting & Weaving Machine Setters, Operators, & Tenders	5
Production Workers, All Other	9	Printing Press Operators	5
Heavy & Tractor-Trailer Truck Drivers	9	Education Administrators, Postsecondary	4
Stockers & Order Fillers	9	Occupational Therapists	4
Cashiers	8	Police & Sheriff's Patrol Officers	4
Customer Service Representatives	8	Security Guards	4
Licensed Practical & Vocational Nurses	7	Sales Reps, Wholesale & Manufacturing, Exc Technical & Scientific Products	4



Source: The Conference Board-Burning Glass Help Wanted OnLine

Expected Worker Shortfall

	2020-2030	2020-2035
Total Population Growth	-0.9%	-1.4%
Age 20-64 Population Growth	-1.0%	-1.7%
Nonagricultural Job Growth	-3.4%	-8.4%
Worker Shortfall	-2.4%	-6.7%
Worker Shortfall	-119	-335

Note: A negative Worker Shortfall indicates a projected surplus of workers versus available jobs.

Occupational Wages

Randolph County Average Hourly Wage All Occupations

Entry	Median	Mean	Experienced
\$12.05	\$18.62	\$22.05	\$27.04

Randolph County Average Hourly Wage Manufacturing

Entry	Median	Mean	Experienced
\$14.81	\$19.42	\$22.75	\$26.73

Source: Alabama Department of Labor, Labor Market Information Division in cooperation with the U.S. Bureau of Labor Statistics. The data is based on the 2023 release of the Occupational Employment Statistics report, employment and wage estimate file. Wage data has been aged using the latest quarterly Employment Cost Index (ECI) factors. 'NA' indicates data not available for publication.

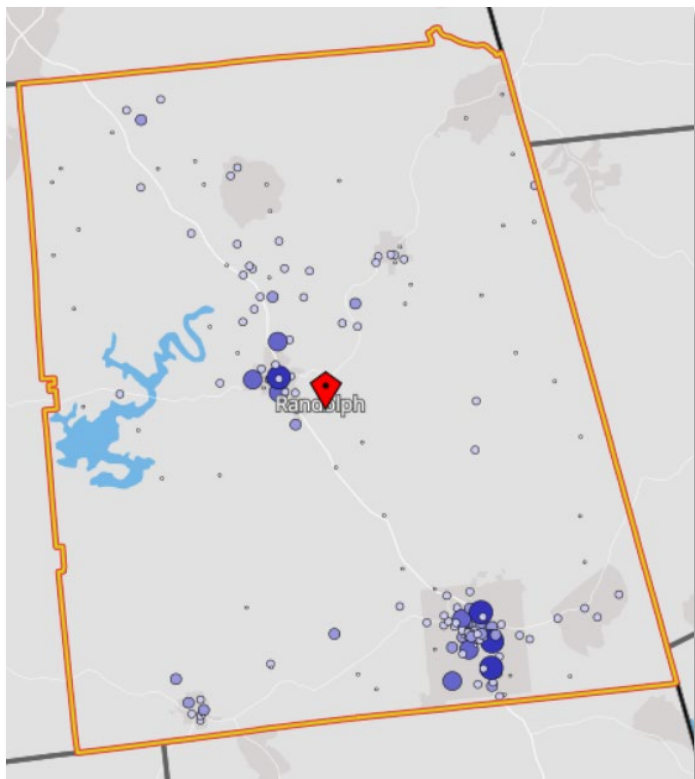
Occupational Wages

Annual Salary Area Comparison

	Entry	Median	Mean	Experienced
Alabama				
Total	\$30,109	\$49,126	\$64,093	\$81,086
Manufacturing	\$32,657	\$47,238	\$56,534	\$68,473
Randolph County				
Total	\$25,077	\$38,729	\$45,862	\$56,254
Manufacturing	\$30,806	\$40,407	\$47,332	\$55,594
Calhoun County				
Total	\$25,304	\$39,398	\$48,029	\$59,391
Manufacturing	\$33,921	\$46,874	\$53,148	\$62,761
Clay County				
Total	\$26,184	\$37,596	\$44,642	\$53,871
Manufacturing	NA	NA	NA	NA

Source: Alabama Department of Labor, Labor Market Information Division in cooperation with the U.S. Bureau of Labor Statistics. The data is based on the 2023 release of the Occupational Employment Statistics report, employment and wage estimate file. Wage data has been aged using the latest quarterly Employment Cost Index (ECI) factors. 'NA' indicates data not available for publication.

2021 Workforce Characteristics

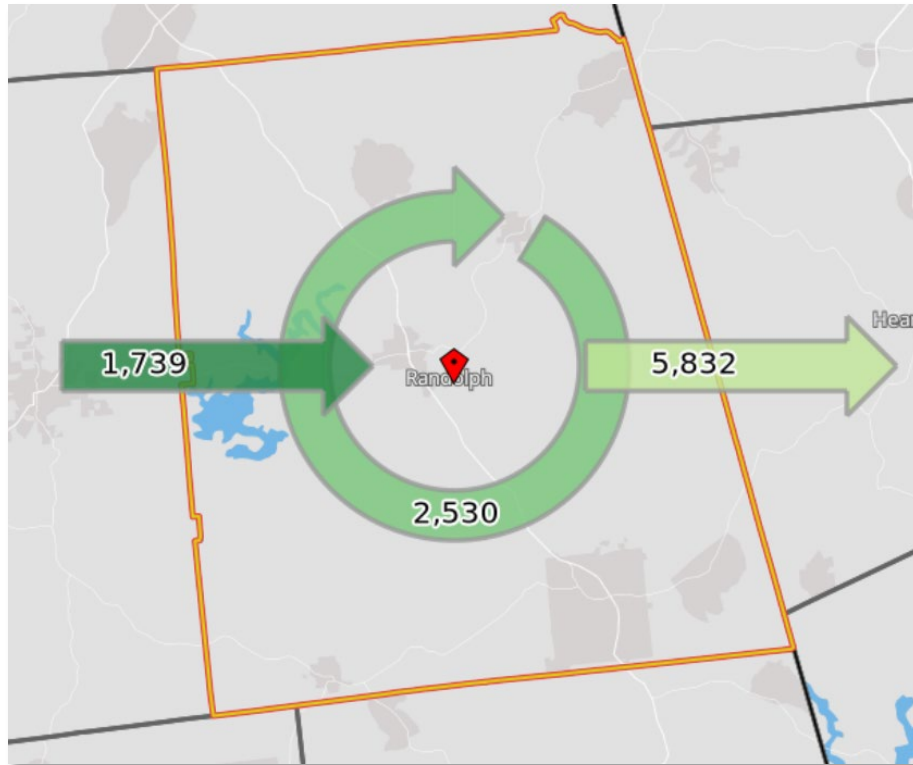


Jobs by Worker Age	Count	Share
Age 29 or younger	932	21.8%
Age 30 to 54	2,129	49.9%
Age 55 or older	1,208	28.3%
Jobs by Worker Educational Attainment	Count	Share
Less than high school	463	10.8%
High school or equivalent, no college	1,148	26.9%
Some college or Associate degree	1,081	25.3%
Bachelor's degree or advanced degree	645	15.1%
Educational attainment not available (workers aged 29 or younger)	932	21.8%
Jobs by Worker Sex	Count	Share
Male	2,063	48.3%
Female	2,206	51.7%
Jobs by Earnings	Count	Share
\$1,250 per month or less	916	21.5%
\$1,251 to \$3,333 per month	1,683	39.4%
More than \$3,333 per month	1,670	39.1%

Source: U.S. Census Bureau, OnTheMap Application and LEHD Origin-Destination Employment Statistics in Partnership with the Alabama Department of Labor, Labor Market Information Division.

2021 Commuting Patterns

Labor Force Characteristics



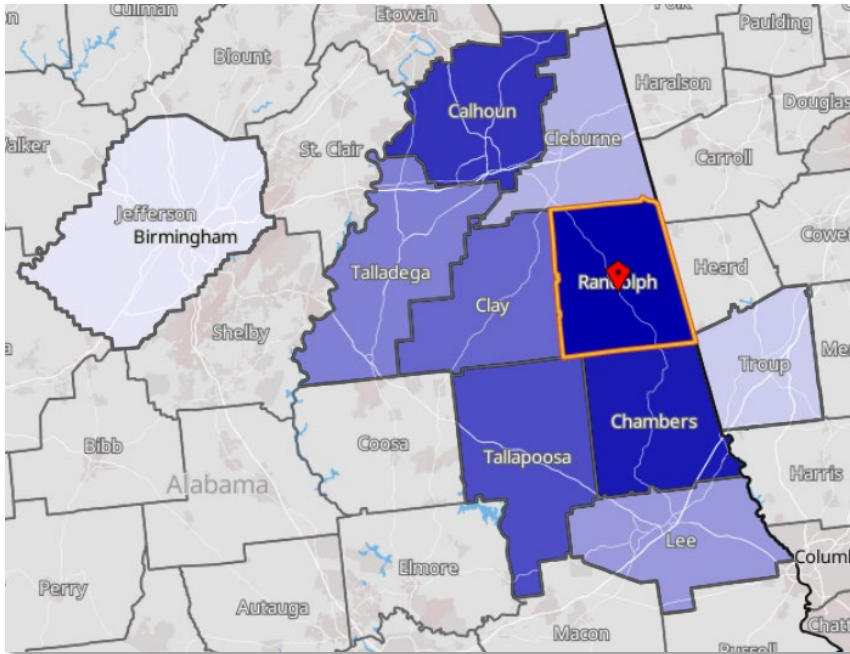
Outflow Job Characteristics	Count	Share
External Jobs Filled by Residents	5,832	100.0%
Workers Aged 29 or younger	1,493	25.6%
Workers Aged 30 to 54	2,995	51.4%
Workers Aged 55 or older	1,344	23.0%
Workers Earning \$1,250 per month or less	1,073	18.4%
Workers Earning \$1,251 to \$3,333 per month	2,084	35.7%
Workers Earning More than \$3,333 per month	2,675	45.9%
Workers in the "Goods Producing" Industry Class	1,868	32.0%
Workers in the "Trade, Transportation, and Utilities" Industry Class	1,272	21.8%
Workers in the "All Other Services" Industry Class	2,692	46.2%

**Live in the County
but Work Elsewhere**
69.7%

**Live and Work
in the County**
30.3%

2021 Commuting Patterns

Where People Live who Work in This County



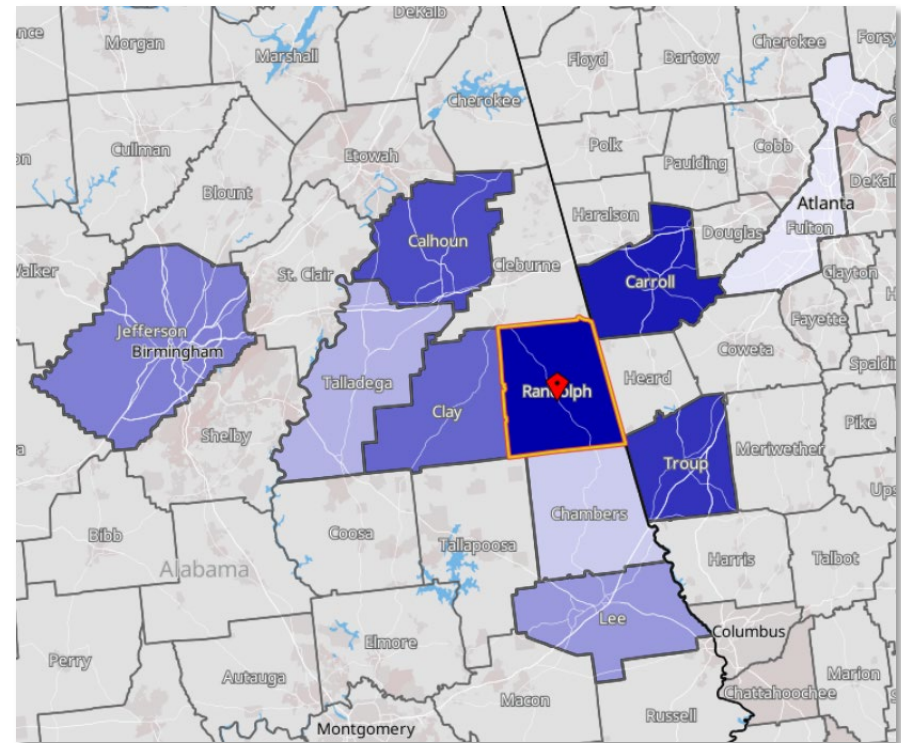
	Count	Share
Randolph County, AL	2,530	59.3%
Chambers County, AL	253	5.9%
Calhoun County, AL	129	3.0%
Tallapoosa County, AL	124	2.9%
Clay County, AL	121	2.8%
Talladega County, AL	94	2.2%
Lee County, AL	79	1.9%
Cleburne County, AL	73	1.7%
Troup County, GA	72	1.7%
Jefferson County, AL	49	1.1%
All Other Locations	745	17.5%

Source: U.S. Census Bureau, OnTheMap Application and LEHD Origin-Destination Employment Statistics in Partnership with the Alabama Department of Labor, Labor Market Information Division.

2021 Commuting Patterns

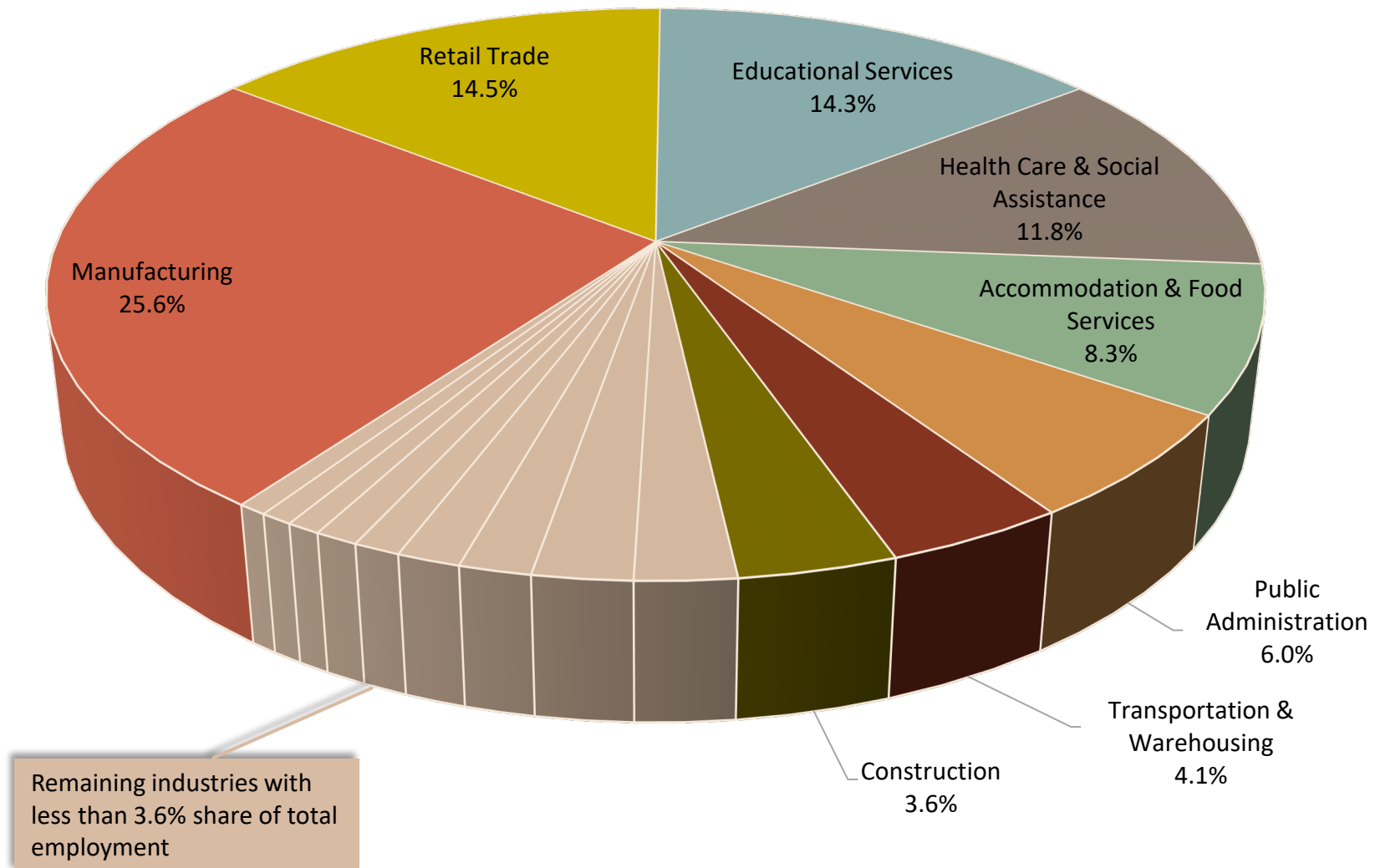
Where People Work who Live in This County

	Count	Share
Randolph County, AL	2,530	30.3%
Carroll County, GA	633	7.6%
Troup County, GA	615	7.4%
Calhoun County, AL	498	6.0%
Clay County, AL	485	5.8%
Jefferson County, AL	426	5.1%
Lee County, AL	324	3.9%
Talladega County, AL	196	2.3%
Chambers County, AL	193	2.3%
Fulton County, GA	144	1.7%
All Other Locations	2,318	27.7%

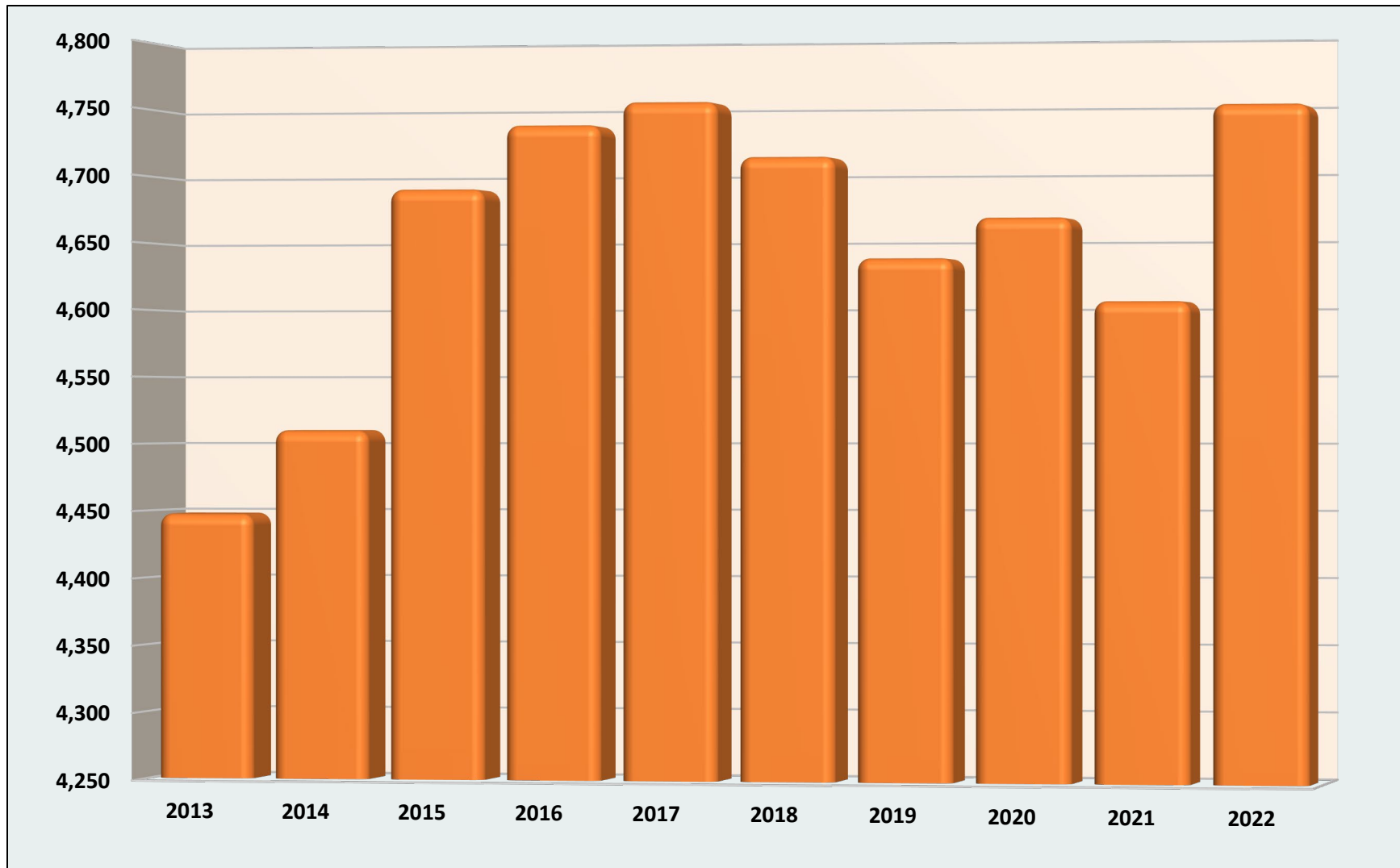


Source: U.S. Census Bureau, OnTheMap Application and LEHD Origin-Destination Employment Statistics in Partnership with the Alabama Department of Labor, Labor Market Information Division.

Randolph County Industry Distribution 2022

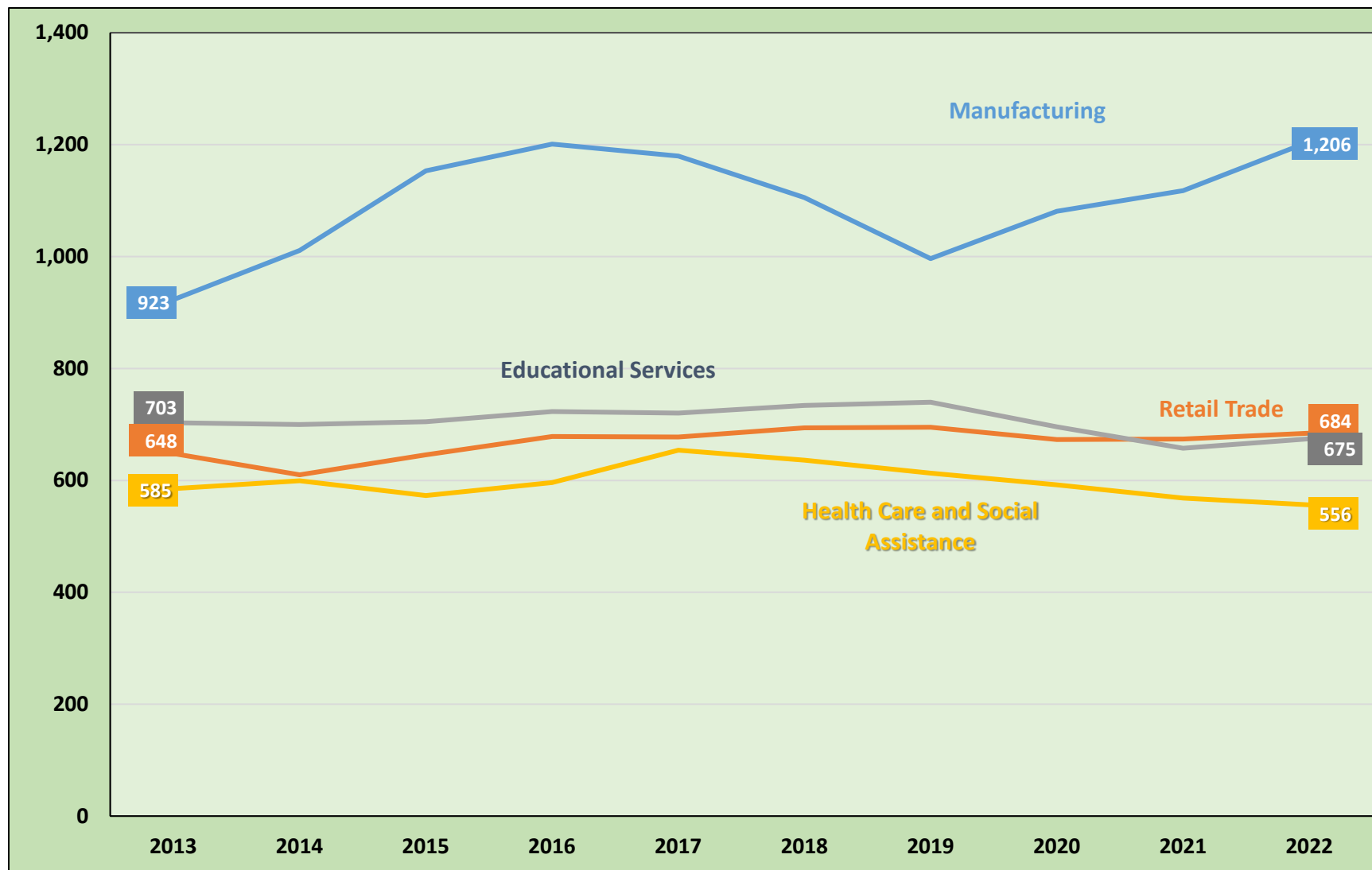


Industry Total Employment Trend



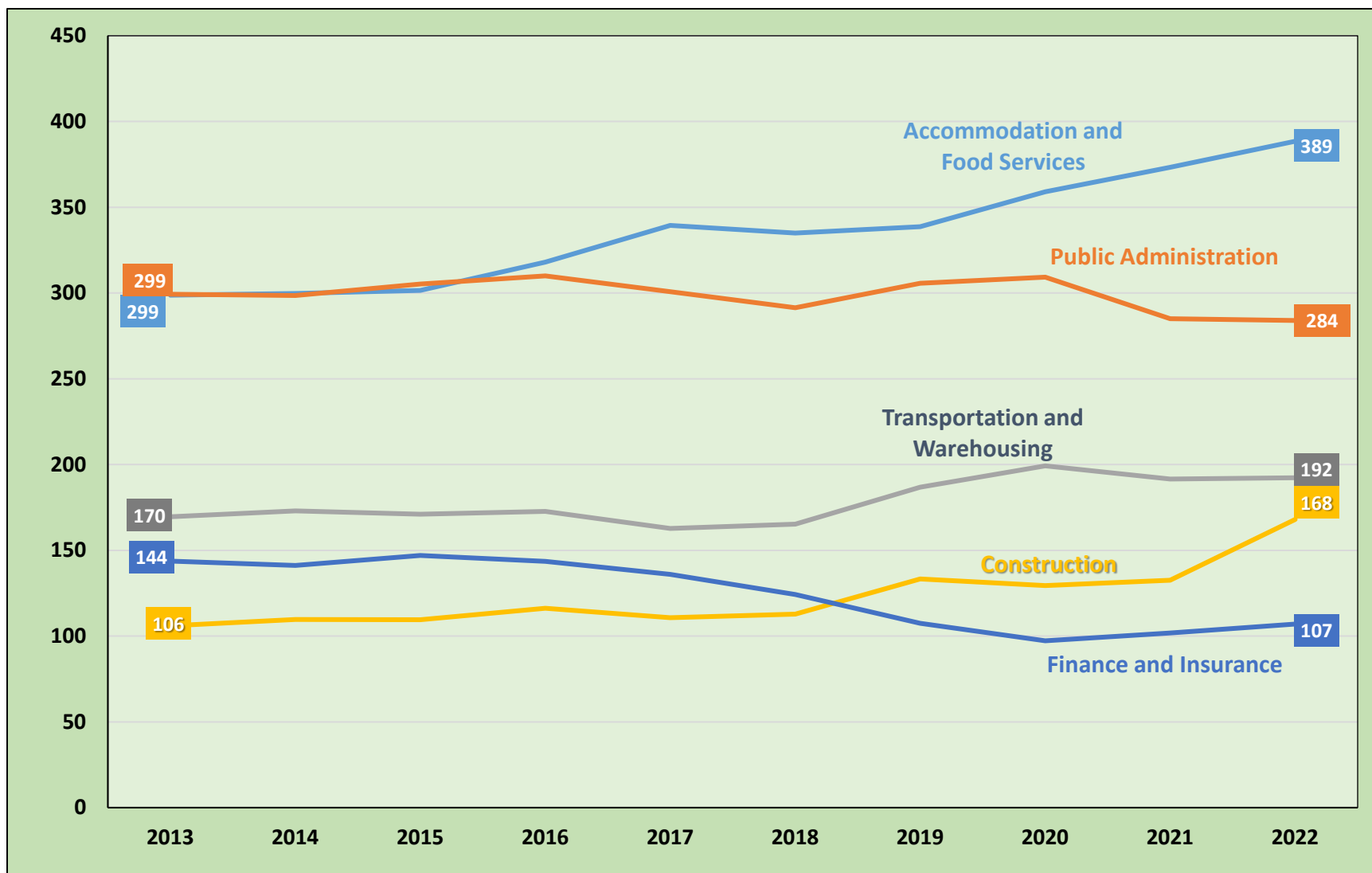
Source: Longitudinal Employer Household Dynamics program which is a partnership between the Census Bureau and the Alabama Department of Labor, Labor Market Information Division.

Industry Sector Employment Trends



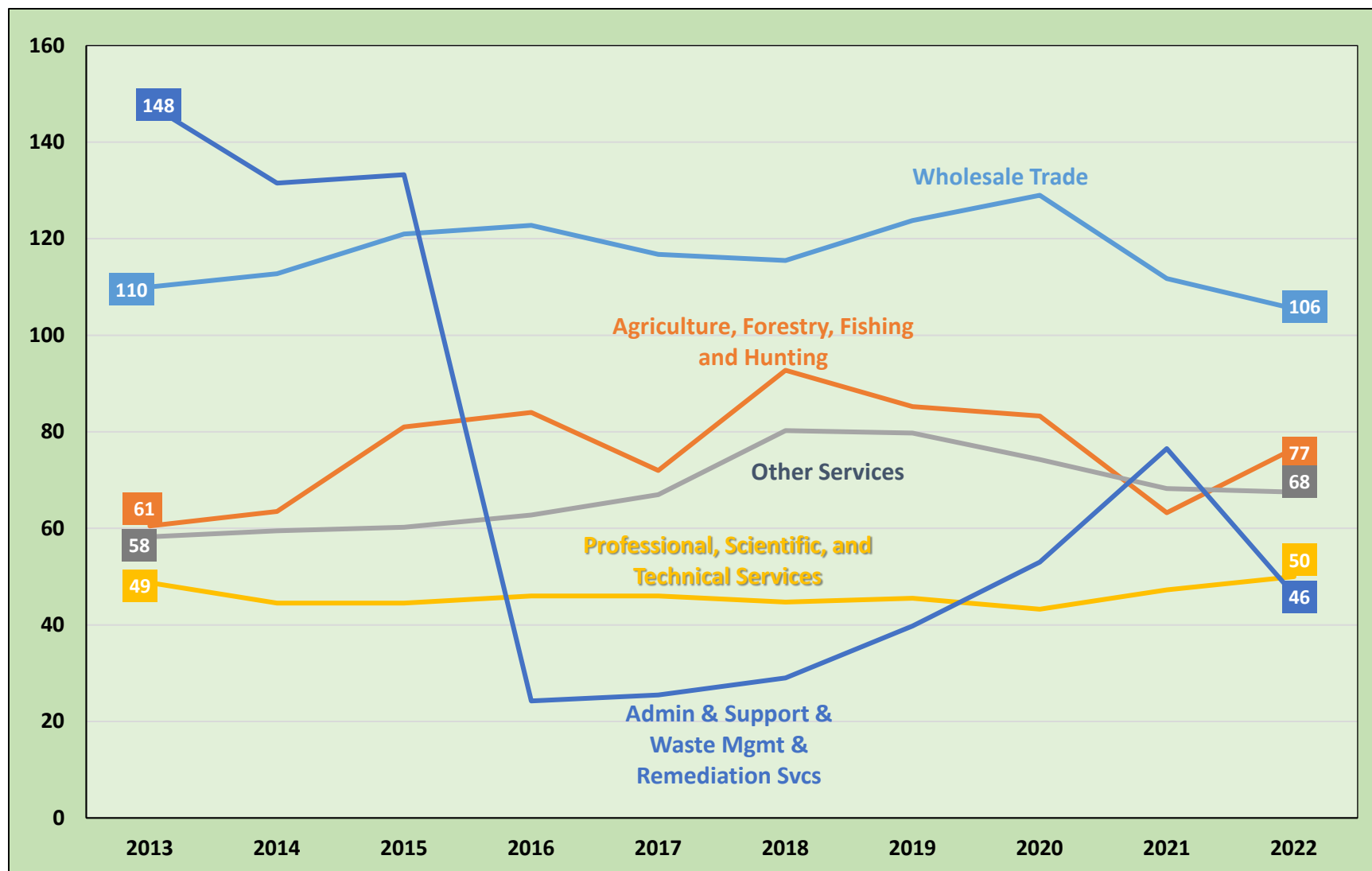
Source: Longitudinal Employer Household Dynamics program which is a partnership between the Census Bureau and the Alabama Department of Labor, Labor Market Information Division.

Industry Sector Employment Trends

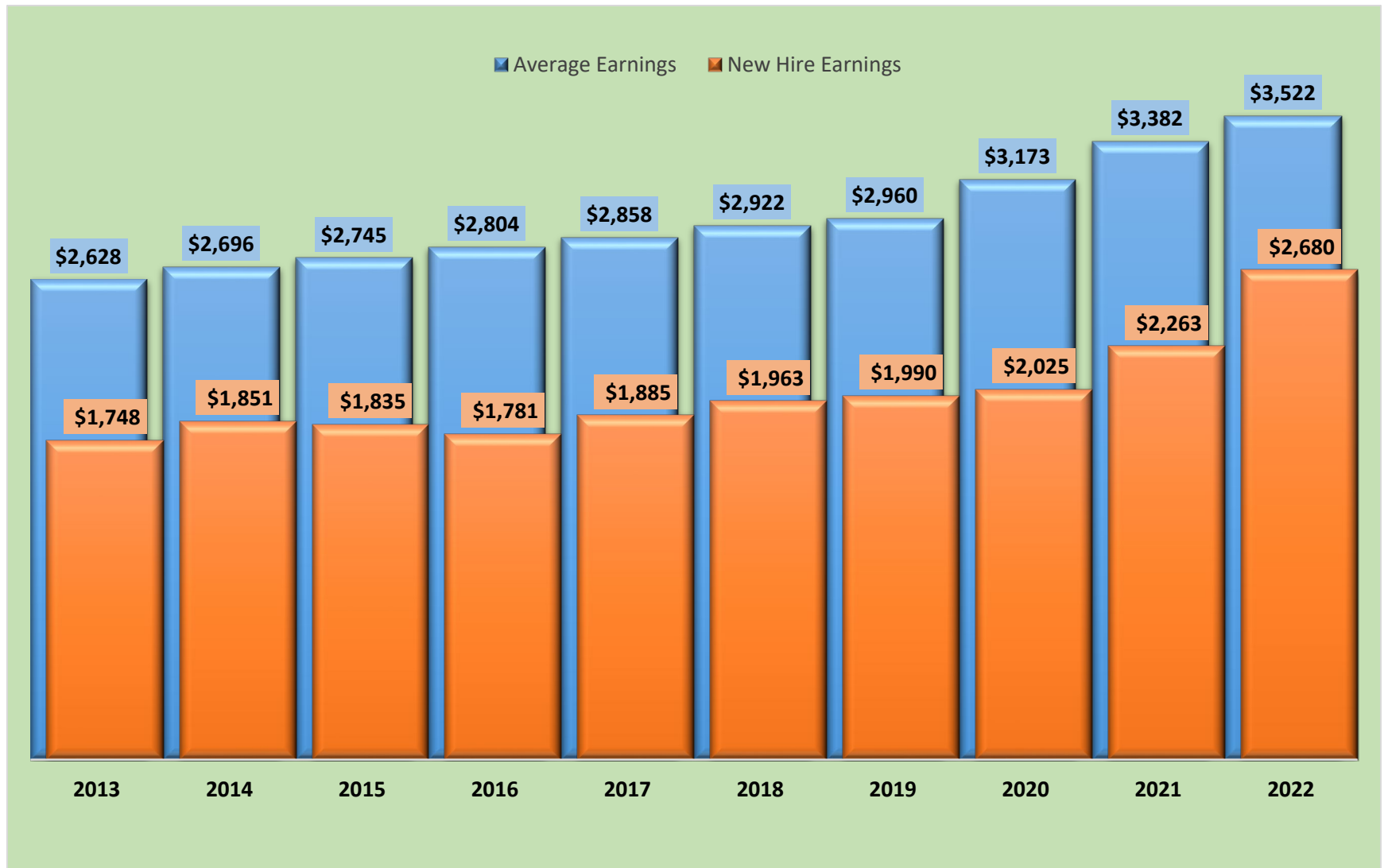


Source: Longitudinal Employer Household Dynamics program which is a partnership between the Census Bureau and the Alabama Department of Labor, Labor Market Information Division.

Industry Sector Employment Trends



Average Monthly Earnings Trend



Postsecondary Education

HS Graduates Enrolled in Alabama Public Colleges Fall 2023

High School	HS Grads	Enrolled in AL Public Colleges	Enrolled in Remedial Course(s)				Enrollment Status	
			Math Only	English Only	Both	Total	Full Time	Part Time/ Other
Handley High School	111	48	6	3	1	10	43	5
Randolph County High School	65	24	1	1	2	4	23	1
Wadley High School	23	15	3	1	1	5	14	1
Woodland High School	49	29	1	0	1	2	25	4



Source: Alabama Commission on Higher Education; 2022-2023 High School Report.

Postsecondary Education

Fall 2023 Undergraduate Enrollment of Students Attending Alabama Public Two-Year and Four-Year Institutions

Randolph County		# Undergrads	# First-Time Freshman
Major	Grand Total	517	127
General Studies		163	71
Undeclared/Not Reported		57	1
Registered Nursing/Registered Nurse		34	2
Business Administration and Management, General		22	3
Multi-/Interdisciplinary Studies, Other		16	2
Industrial Mechanics and Maintenance Technology/Technician		14	7
Elementary Education and Teaching		9	-
Psychology, General		9	1
Computer and Information Sciences, General		8	3
Criminal Justice/Safety Studies		8	3
Biology/Biological Sciences, General		6	2
Marketing/Marketing Management, General		6	-
Physical Education Teaching and Coaching		6	1
Administrative Assistant and Secretarial Science, General		5	1
Business/Commerce, General		5	1

Postsecondary Education

Summer 2022 thru Spring 2023 Completions of Students from Alabama Public Two-Year and Four-Year Institutions

Major	Less than 1 year	Less than 2 years	Associate	Less than 4 years	Bachelor	Post- Bachelor	Master	Post- Master	Doctoral	Randolph Total	* State Totals
General Studies	23	-	24	-	-	-	-	-	-	47	5,561
Registered Nursing/Registered Nurse	-	-	13	-	4	-	2	-	-	19	3,873
Psychology, General	-	-	-	-	8	-	-	-	-	8	889
Industrial Mechanics and Maintenance Technology/Technician	4	1	2	-	-	-	-	-	-	7	702
Licensed Practical/Vocational Nurse Training	-	6	-	-	-	-	-	-	-	6	1,243
Secondary Education and Teaching	-	-	-	-	4	-	2	-	-	6	487
Business Administration and Management, General	-	-	-	-	3	-	2	-	-	5	2,244
Industrial Electronics Technology/Technician	4	-	1	-	-	-	-	-	-	5	490
Emergency Medical Technology/Technician (EMT Paramedic)	2	-	2	-	-	-	-	-	-	4	786
Biomedical Sciences, General	-	-	-	-	3	-	1	-	-	4	422
Elementary Education and Teaching	-	-	-	-	3	-	-	-	-	3	1,062
Animal Sciences, General	-	-	-	-	3	-	-	-	-	3	61
Biology/Biological Sciences, General	-	-	-	-	2	-	-	-	-	2	639
Cosmetology/Cosmetologist, General	1	1	-	-	-	-	-	-	-	2	295
English Language and Literature, General	-	-	-	-	2	-	-	-	-	2	283



Source: Alabama Commission on Higher Education: Alabama Statewide Student Database.

Questions???

Alabama Department of Labor
Labor Market Information Division
LMI.LABOR@labor.Alabama.gov