



Conecuh County Profile

Alabama Department of Workforce
Labor Market Information Division

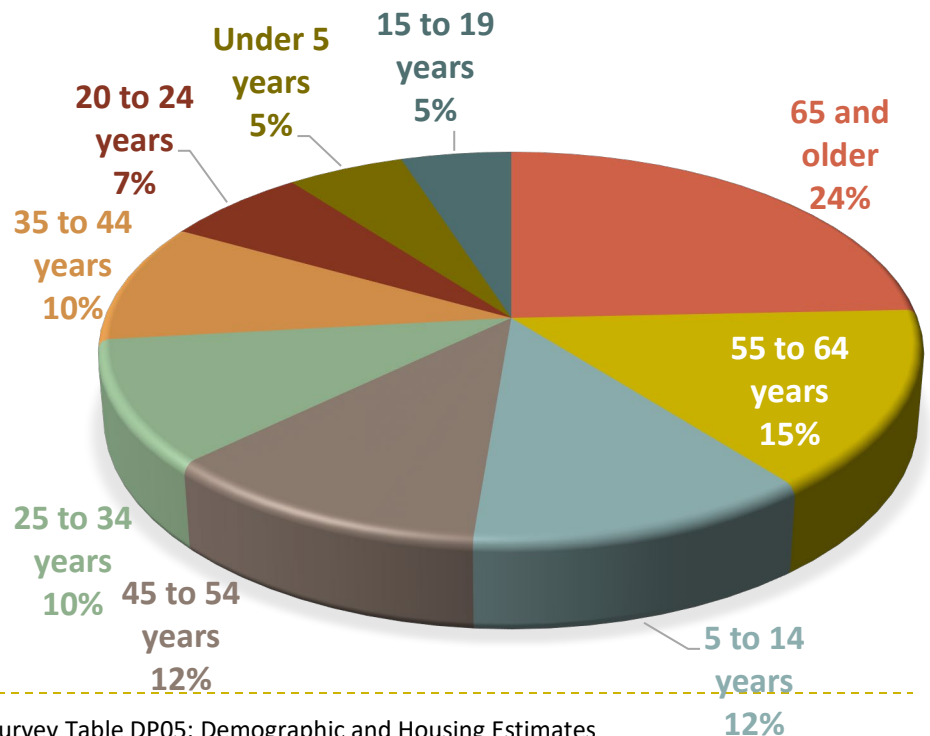
Demographics

American Community Survey Average Population Estimates for 2019-2023

Age	Estimate
Under 5 years	608
5 to 14 years	1,360
15 to 19 years	572
20 to 24 years	744
25 to 34 years	1,181
35 to 44 years	1,132
45 to 54 years	1,321
55 to 64 years	1,719
65 and older	2,774

Total Population
11,411

Population By Age Group:



Demographics

American Community Survey Average Population Estimates for 2019-2023

School Enrollment	Estimate
Population 3 years and over enrolled in school	2,023
Nursery school, preschool	105
Kindergarten	166
Elementary school (grades 1-8)	986
High school (grades 9-12)	453
College or graduate school	313
Educational Attainment	Estimate
Population 25 years and over	8,127
Less than 9 th grade	195
9 th to 12 th grade, no diploma	822
High school graduate (includes equivalency)	3,908
Some college, no degree	1,595
Associate's degree	540
Bachelor's degree	565
Graduate or professional degree	502

Unemployment Data

November 2024 Unemployment & Underemployment Data

County	Civilian Labor Force	Employment	Unemployment	Unemployment Rate	Under-Employment	Available Labor Pool
Baldwin	106,217	102,890	3,327	3.1%	18,623	21,950
Choctaw	4,195	3,986	209	4.8%	821	1,030
Clarke	7,736	7,225	511	6.8%	1,488	1,999
Conecuh	4,321	4,127	194	4.5%	863	1,057
Escambia	14,494	13,926	568	3.7%	2,966	3,534
Mobile	194,981	187,346	7,635	3.9%	46,462	54,097
Monroe	6,785	6,394	391	5.7%	1,554	1,945
Washington	8,091	7,782	309	3.9%	1,907	2,216
Wilcox	2,624	2,380	244	8.5%	583	827

Unemployment + Underemployment = Potential Available Labor Pool

Source: LAUS data, County Unemployment Rates, Unemployment Data for Labor Force, Employment, Unemployment, and Unemployment Rate Data. Underemployment in Alabama WIA Areas, Published September 2023, CBER @ UA, Underemployment and Available Labor Pool Data.

Unemployment Data

Initial Claims by Occupation 2024, Annual

Occupation	Number Unemployed	Occupation	Number Unemployed
Production Occupations	12	Food Service Managers	4
Industrial Truck and Tractor Operators	10	Packaging and Filling Machine Operators and Tenders	4
General and Operations Managers	9	Personal Care Aides	4
Cashiers	8	Retail Sales Workers	4
Construction Laborers	8	Administrative Services Managers	3
Customer Service Representatives	7	Cooks and Food Preparation Workers	3
Helpers--Production Workers	7	Driver/Sales Workers	3
Heavy and Tractor-Trailer Truck Drivers	6	Education Administrators, All Other	3
Stockers and Order Fillers	6	Industrial Machinery Installation, Repair, and Maintenance Workers	3
Construction Managers	5	Janitors and Cleaners, Except Maids and Housekeeping Cleaners	3
Laborers and Freight, Stock, and Material Movers, Hand	5	Licensed Practical and Licensed Vocational Nurses	3
Maids and Housekeeping Cleaners	5	Marketing and Sales Managers	3
Management Occupations	5	Medical Assistants	3
Nursing Assistants	5	Other Food Preparation and Serving Related Workers	3
Production Workers, All Other	5	Sawing Machine Setters, Operators, and Tenders, Wood	3



Help Wanted OnLine® Annual Job Postings

2024 Top Occupations with Most Ads Posted

Occupation	# of Ads	Occupation	# of Ads
Merchandise Displayers and Window Trimmers	9	Nursing Assistants	3
Education Administrators, Postsecondary	7	Security Guards	3
Farm and Home Management Educators	7	Food Preparation Workers	3
Customer Service Representatives	6	Tire Repairers and Changers	3
Laborers and Freight, Stock, and Material Movers, Hand	6	Millwrights	3
Food Service Managers	5	Team Assemblers	3
Registered Nurses	5	Industrial Truck and Tractor Operators	3
Licensed Practical and Licensed Vocational Nurses	5	Industrial Production Managers	2
Health Technologists and Technicians, All Other	5	Medical and Health Services Managers	2
Bus and Truck Mechanics and Diesel Engine Specialists	5	Project Management Specialists	2
Paramedics	4	Computer User Support Specialists	2
Janitors and Cleaners, Except Maids and Housekeeping Cleaners	4	Computer Occupations, All Other	2
Cashiers	4	Educational, Guidance, and Career Counselors and Advisors	2
Retail Salespersons	4	Child, Family, and School Social Workers	2
Pharmacists	3	Nursing Instructors and Teachers, Postsecondary	2



Expected Worker Shortfall

	2022-2032	2022-2040	2022-2045
Total Population Growth	-15.7%	-28.1%	-35.0%
Age 20-64 Population Growth	-20.8%	-32.5%	-37.7%
Nonagricultural Job Growth	16.7%	22.0%	24.2%
Worker Shortfall	37.5%	54.5%	61.9%
Worker Shortfall	1,279	1,858	2,109

Note: A negative Worker Shortfall indicates a projected surplus of workers versus available jobs.

Occupational Wages

Conecuh County Average Hourly Wage All Occupations

Entry	Median	Mean	Experienced
\$11.96	\$18.91	\$22.62	\$27.95

Conecuh County Average Hourly Wage Manufacturing

Entry	Median	Mean	Experienced
\$12.55	\$18.31	\$21.00	\$25.23

Source: Alabama Department of Workforce, Labor Market Information Division in cooperation with the U.S. Bureau of Labor Statistics. The data is based on the 2024 release of the Occupational Employment Statistics report, employment and wage estimate file. Wage data has been aged using the latest quarterly Employment Cost Index (ECI) factors. 'NA' indicates data not available for publication.

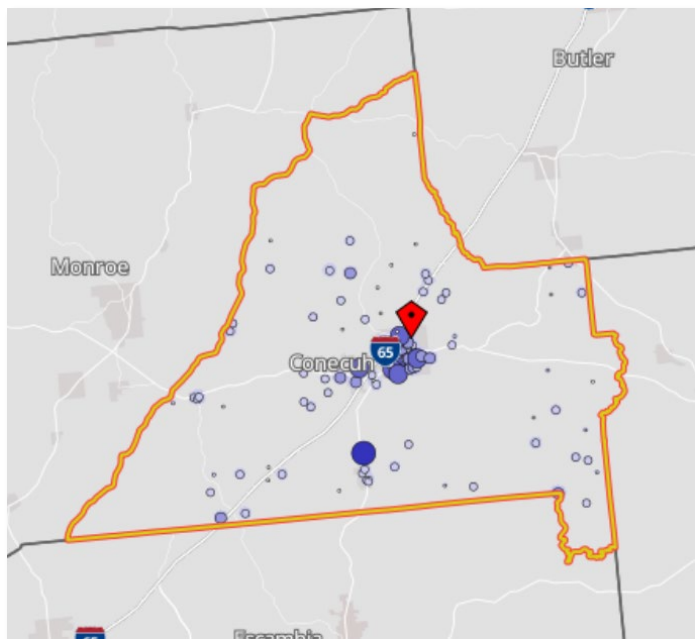
Occupational Wages

Annual Salary Area Comparison

	Entry	Median	Mean	Experienced
Alabama				
Total	\$27,814	\$45,371	\$57,292	\$72,030
Manufacturing	\$33,704	\$48,848	\$58,571	\$71,005
Conecuh County				
Total	\$24,866	\$39,336	\$47,038	\$58,123
Manufacturing	\$26,088	\$38,087	\$43,680	\$52,476
Escambia County				
Total	\$25,221	\$38,126	\$47,486	\$58,619
Manufacturing	\$32,007	\$49,748	\$57,648	\$70,468
Monroe County				
Total	\$25,870	\$41,205	\$49,635	\$61,517
Manufacturing	\$35,847	\$52,440	\$59,836	\$71,831

Source: Alabama Department of Workforce, Labor Market Information Division in cooperation with the U.S. Bureau of Labor Statistics. The data is based on the 2024 release of the Occupational Employment Statistics report, employment and wage estimate file. Wage data has been aged using the latest quarterly Employment Cost Index (ECI) factors. 'NA' indicates data not available for publication.

2022 Workforce Characteristics

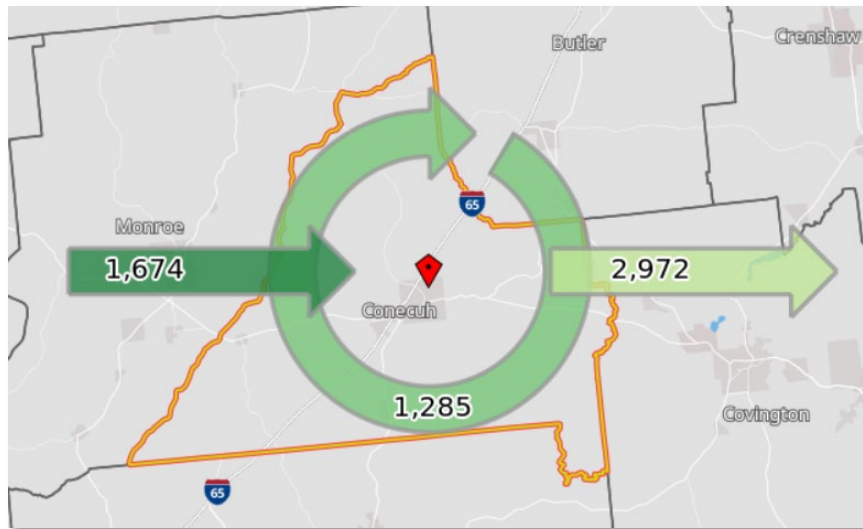


Jobs by Worker Age	Count	Share
Age 29 or younger	569	19.2%
Age 30 to 54	1,584	53.5%
Age 55 or older	806	27.2%
Jobs by Worker Educational Attainment	Count	Share
Less than high school	391	13.2%
High school or equivalent, no college	835	28.2%
Some college or Associate degree	721	24.4%
Bachelor's degree or advanced degree	443	15.0%
Educational attainment not available (workers aged 29 or younger)	569	19.2%
Jobs by Worker Sex	Count	Share
Male	1,583	53.5%
Female	1,376	46.5%
Jobs by Earnings	Count	Share
\$1,250 per month or less	464	15.7%
\$1,251 to \$3,333 per month	1,154	39.0%
More than \$3,333 per month	1,341	45.3%

Source: U.S. Census Bureau, OnTheMap Application and LEHD Origin-Destination Employment Statistics in Partnership with the Alabama Department of Workforce, Labor Market Information Division.

2022 Commuting Patterns

Labor Force Characteristics



Outflow Job Characteristics	Count	Share
External Jobs Filled by Residents	2,972	100.0%
Workers Aged 29 or younger	724	24.4%
Workers Aged 30 to 54	1,530	51.5%
Workers Aged 55 or older	718	24.2%
Workers Earning \$1,250 per month or less	520	17.5%
Workers Earning \$1,251 to \$3,333 per month	1,023	34.4%
Workers Earning More than \$3,333 per month	1,429	48.1%
Workers in the "Goods Producing" Industry Class	831	28.0%
Workers in the "Trade, Transportation, and Utilities" Industry Class	741	24.9%
Workers in the "All Other Services" Industry Class	1,400	47.1%

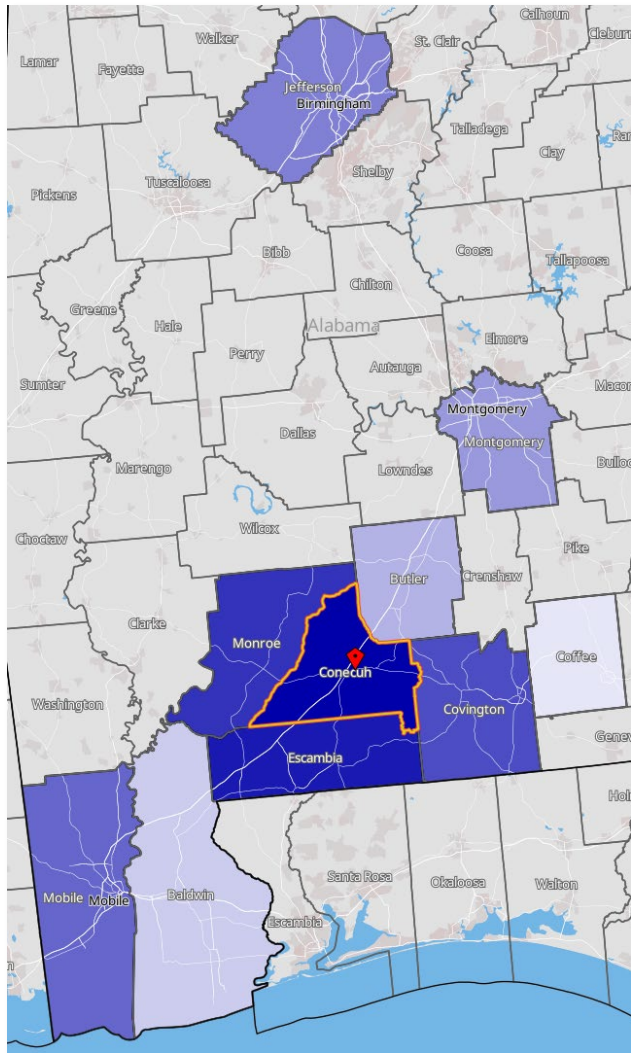
Live in the County but Work Elsewhere
50.1%

Live Elsewhere but Work in
the County
28.2%

Live and Work in the
County
21.7%

2022 Commuting Patterns

Where People Live who Work in This County



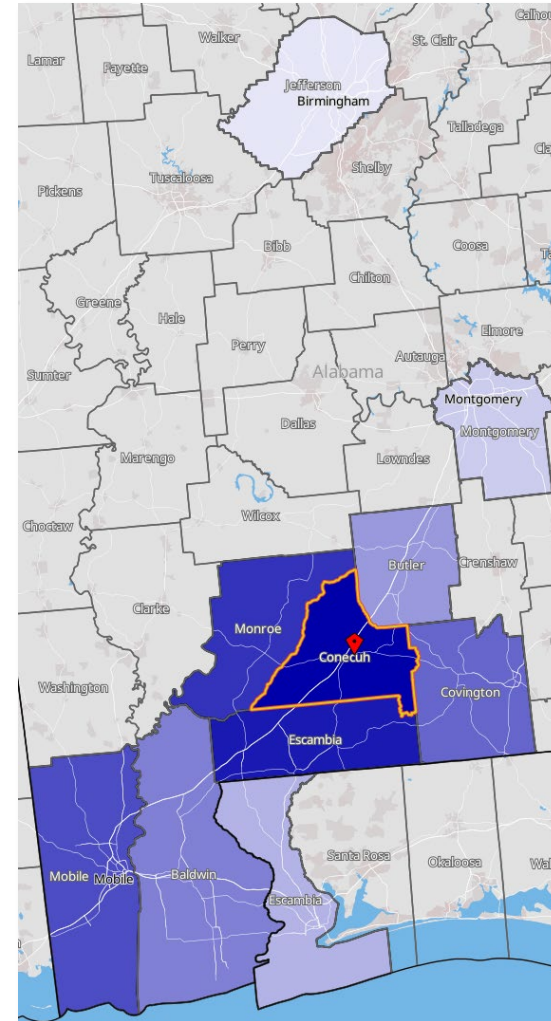
	Count	Share
Conecuh County, AL	1,285	43.4%
Escambia County, AL	223	7.5%
Monroe County, AL	194	6.6%
Covington County, AL	110	3.7%
Mobile County, AL	96	3.2%
Jefferson County, AL	81	2.7%
Montgomery County, AL	80	2.7%
Butler County, AL	75	2.5%
Baldwin County, AL	60	2.0%
Coffee County, AL	55	1.9%
All Other Locations	700	23.7%

Source: U.S. Census Bureau, OnTheMap Application and LEHD Origin-Destination Employment Statistics in Partnership with the Alabama Department of Workforce, Labor Market Information Division.

2022 Commuting Patterns

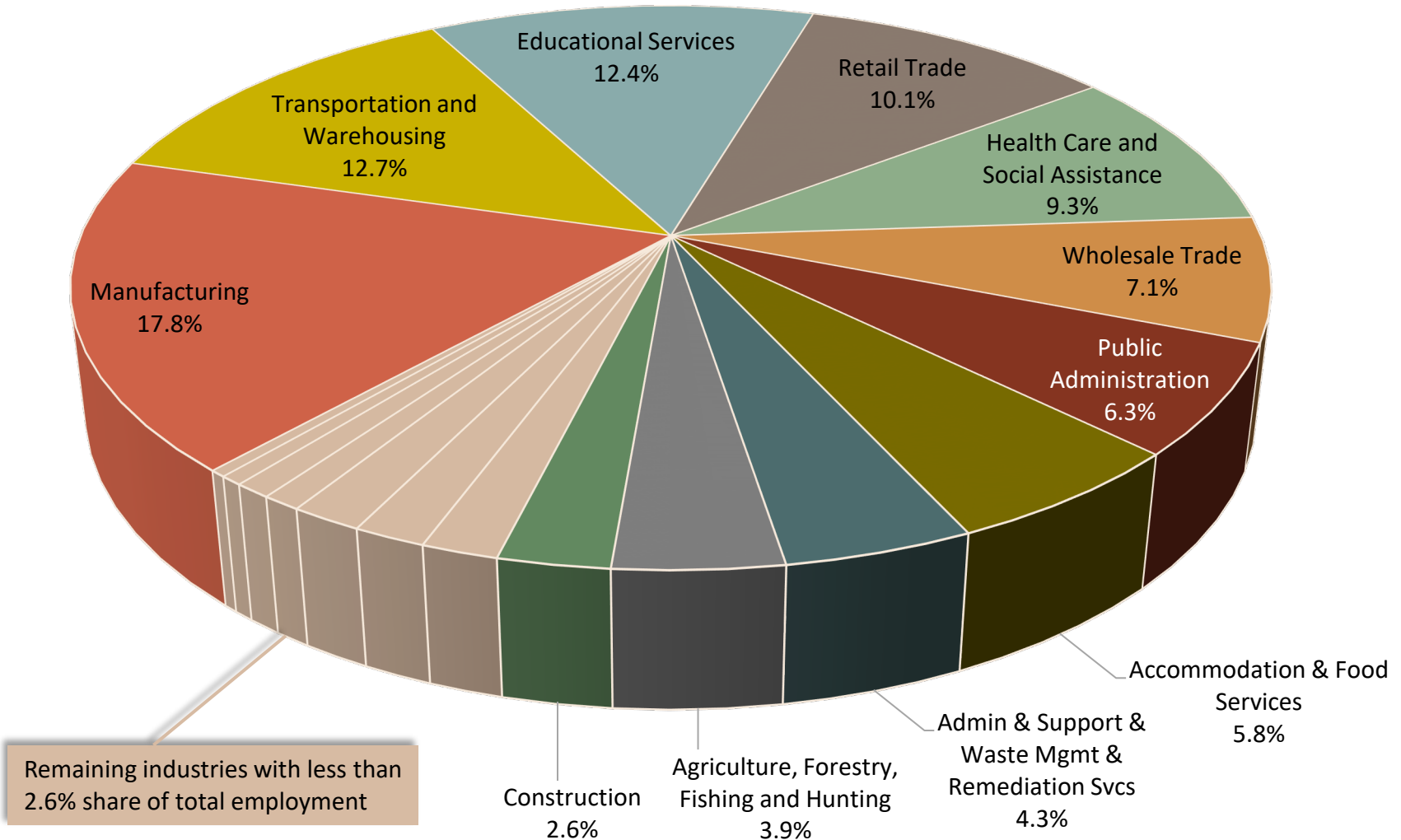
Where People Work who Live in This County

	Count	Share
Conecuh County, AL	1,285	30.2%
Escambia County, AL	498	11.7%
Monroe County, AL	370	8.7%
Mobile County, AL	347	8.2%
Covington County, AL	304	7.1%
Baldwin County, AL	202	4.7%
Butler County, AL	197	4.6%
Escambia County, FL	161	3.8%
Montgomery County, AL	144	3.4%
Jefferson County, AL	90	2.1%
All Other Locations	659	15.5%



Source: U.S. Census Bureau, OnTheMap Application and LEHD Origin-Destination Employment Statistics in Partnership with the Alabama Department of Workforce, Labor Market Information Division.

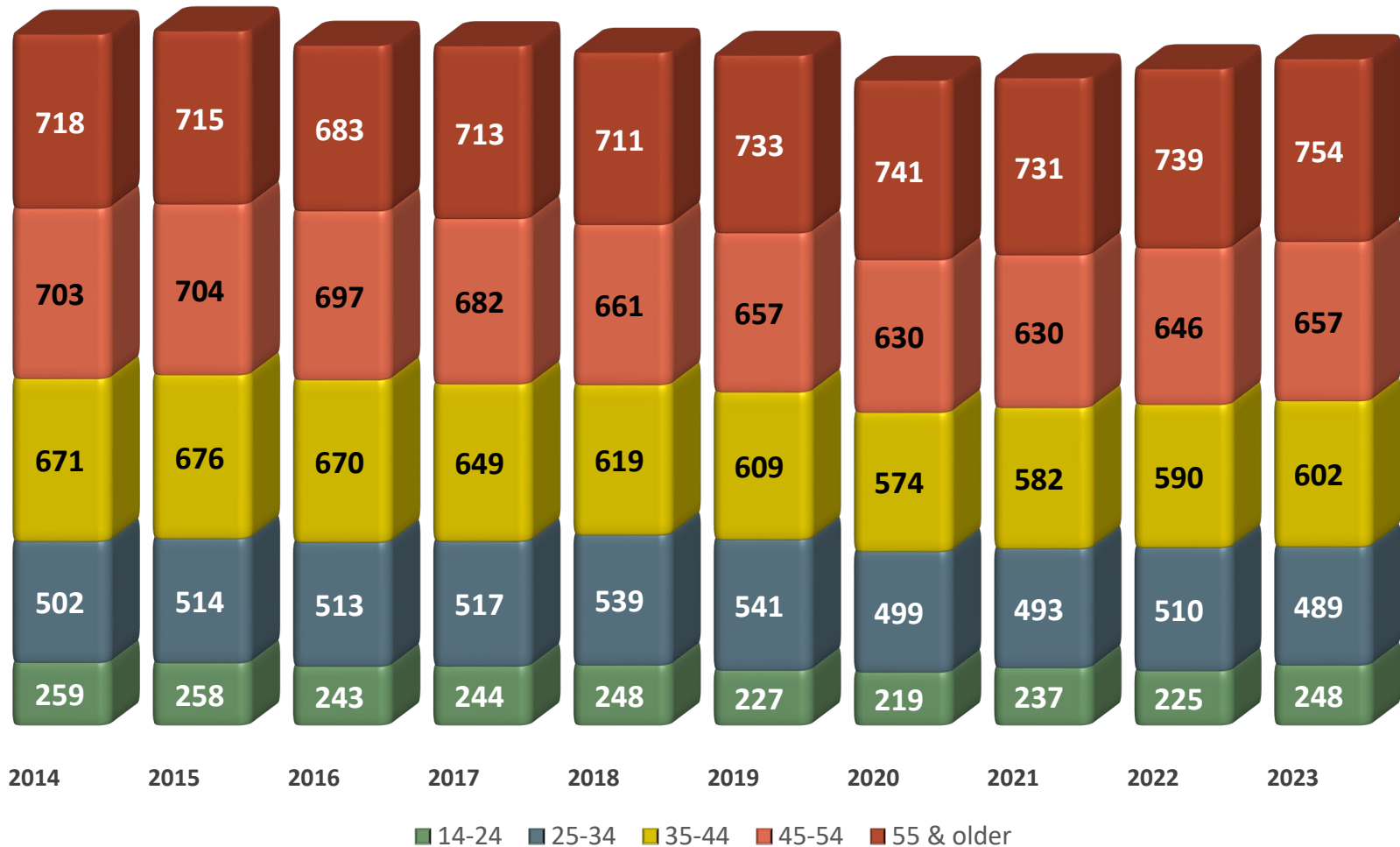
Conecuh County Industry Distribution 2023



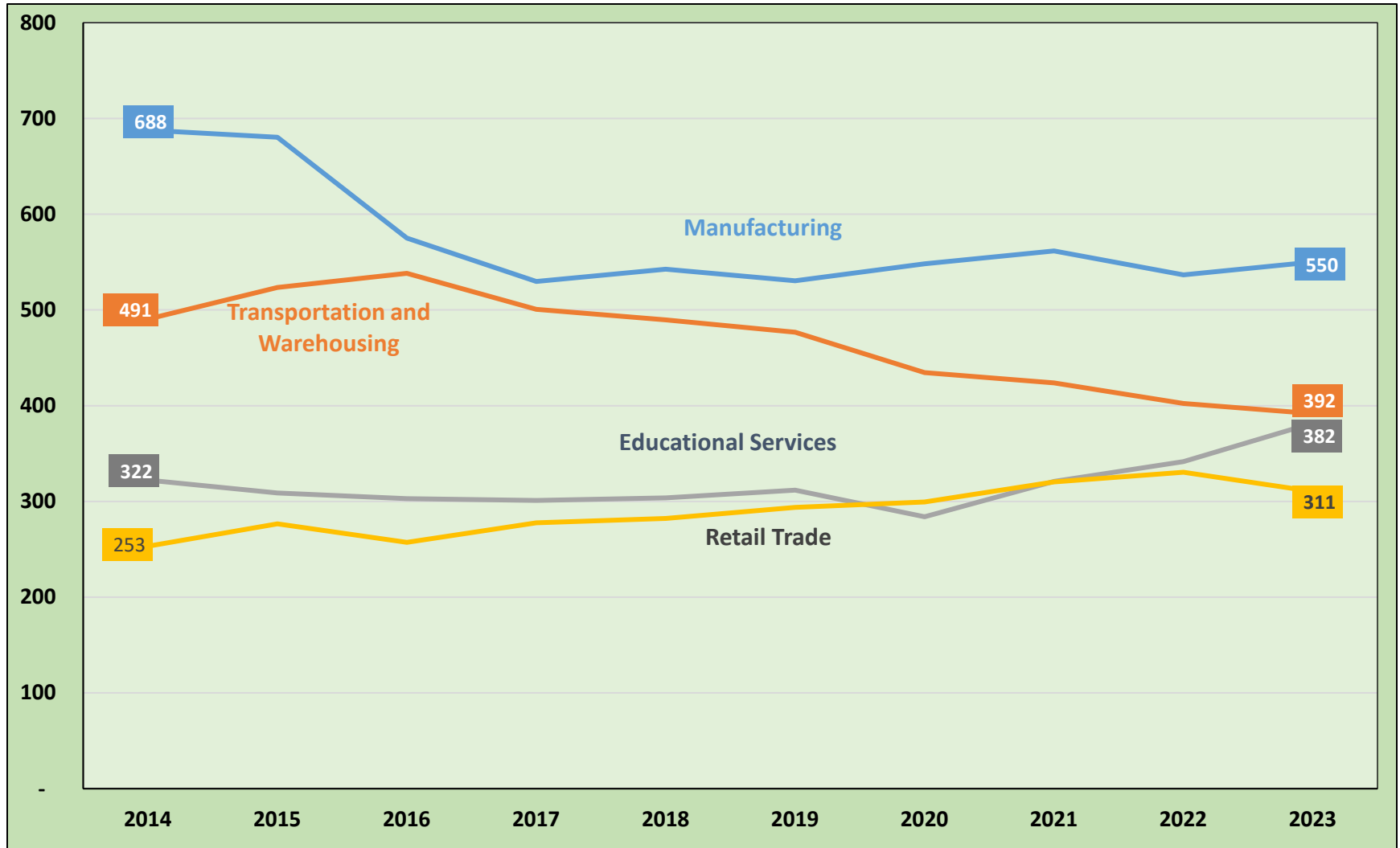
Source: Longitudinal Employer Household Dynamics program which is a partnership between the Census Bureau and the Alabama Department of Workforce, Labor Market Information Division.

Employment by Age Group

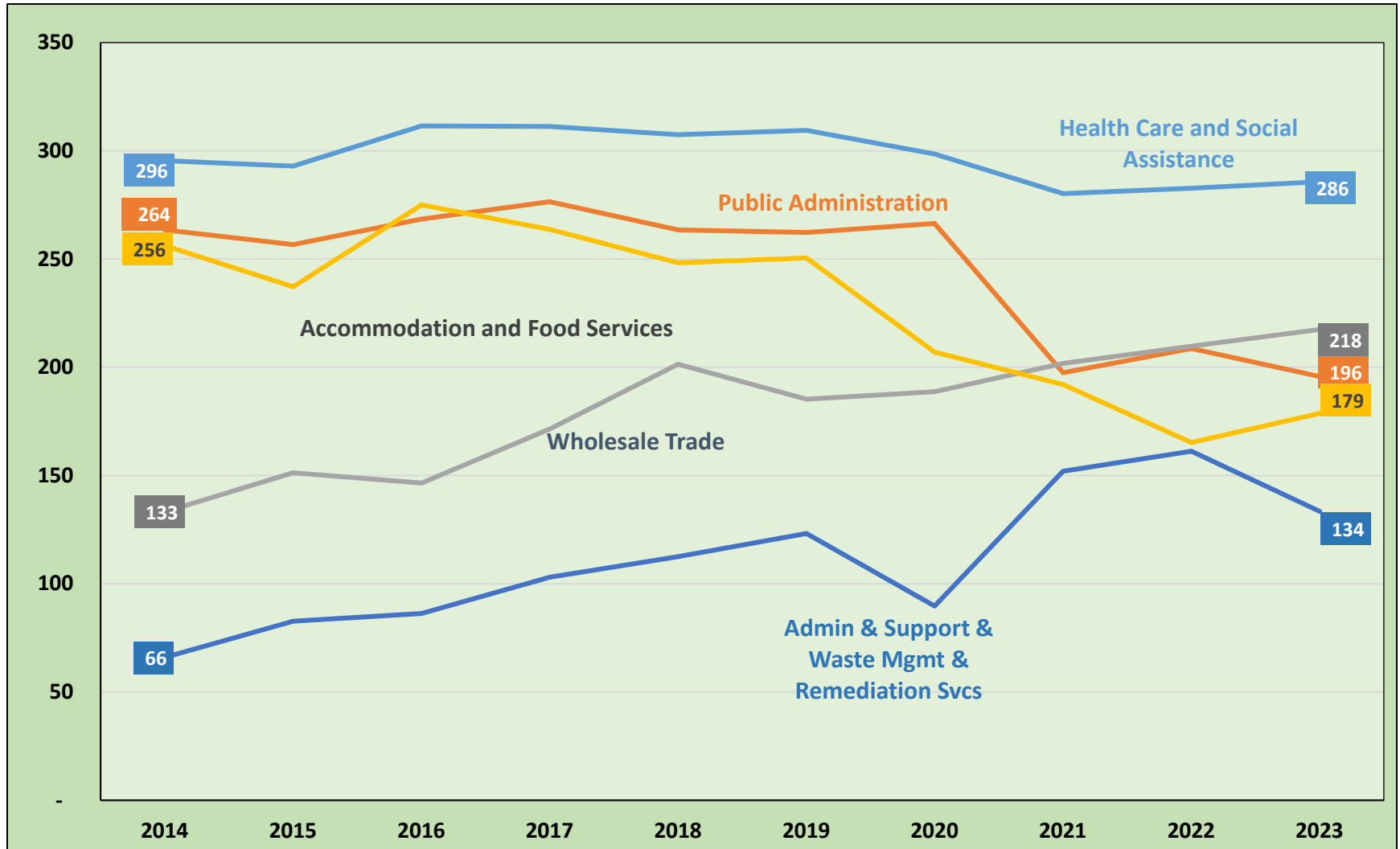
Total All Industries



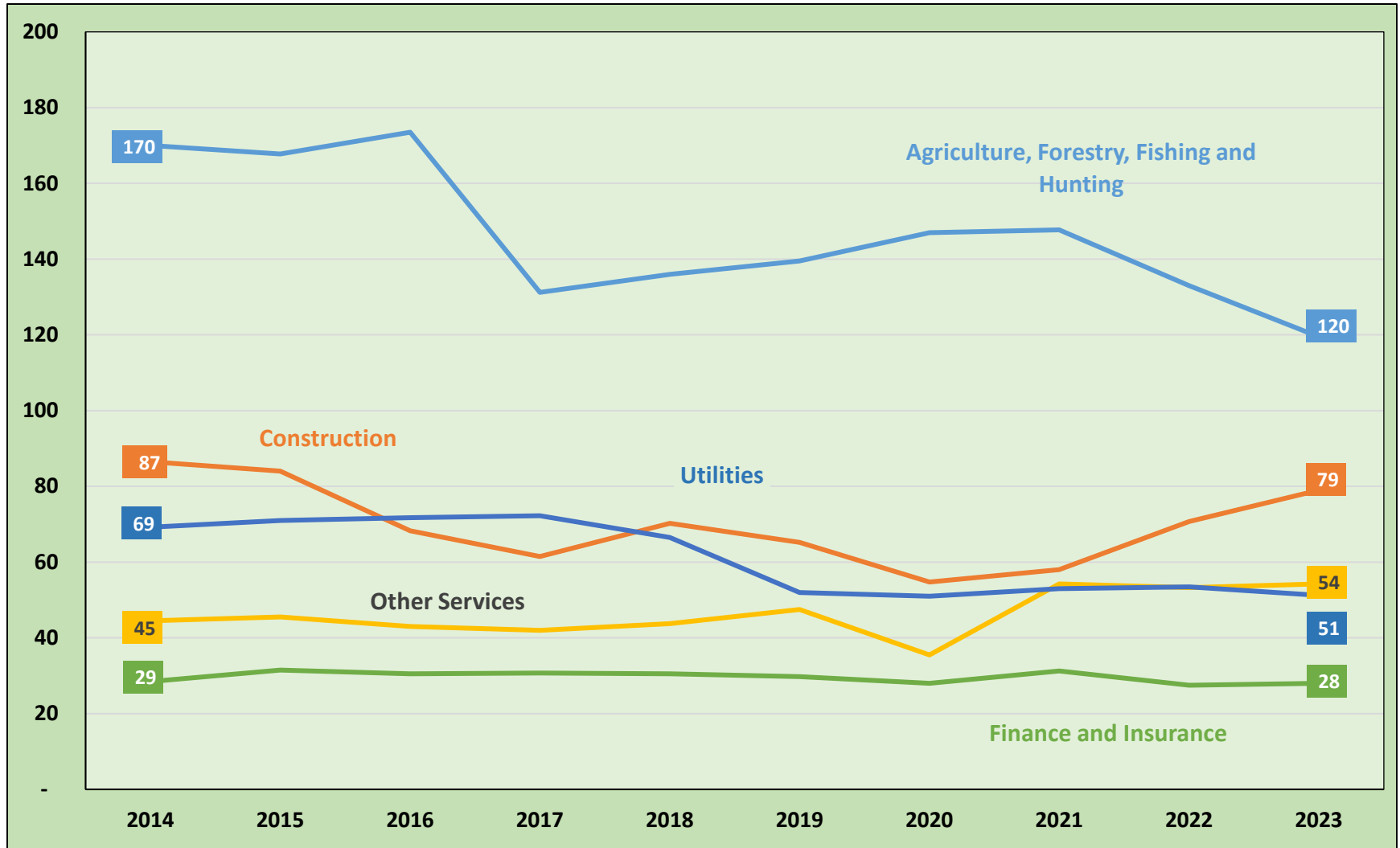
Industry Sector Employment Trends



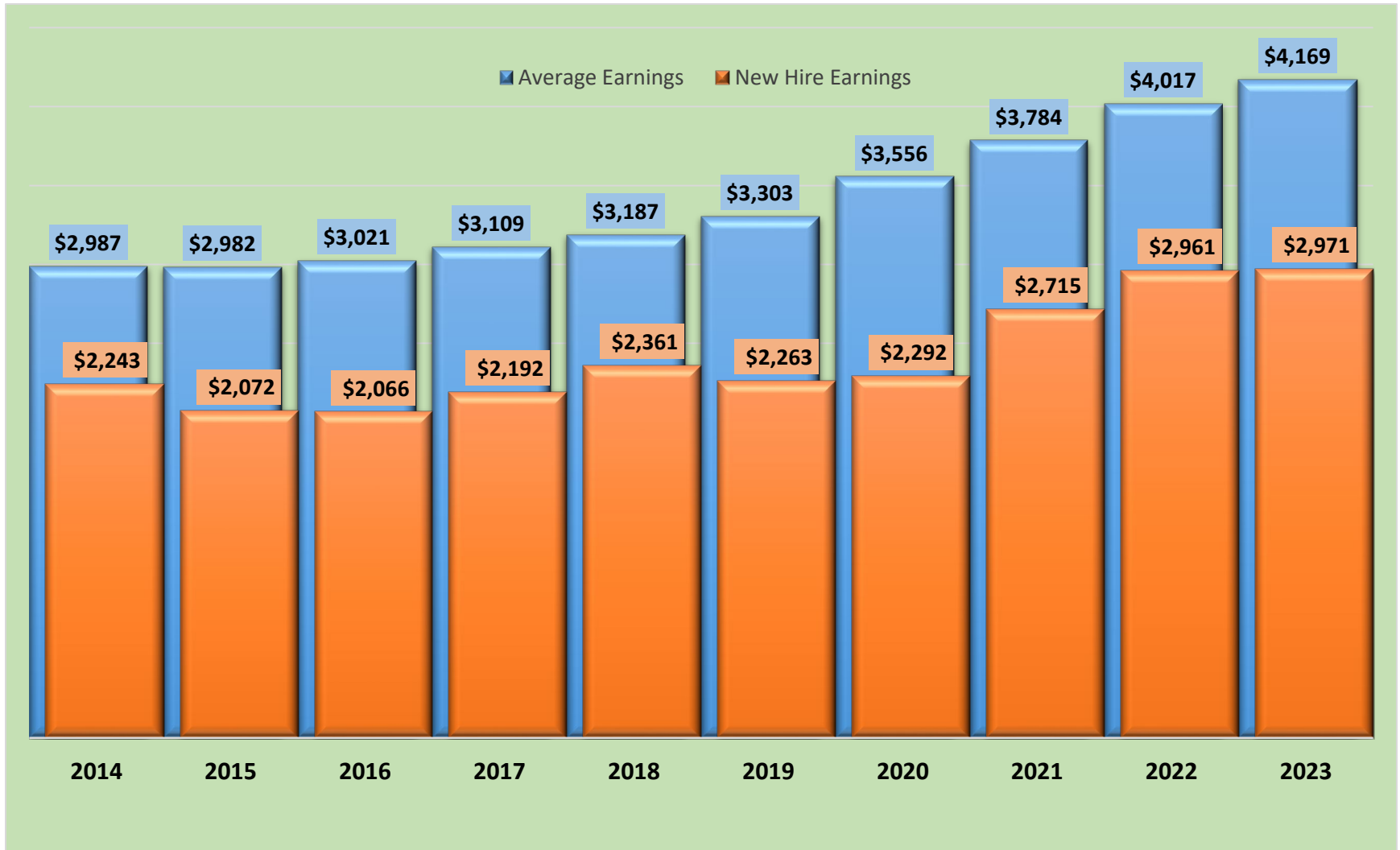
Industry Sector Employment Trends



Industry Sector Employment Trends



Average Monthly Earnings Trend



Postsecondary Education

HS Graduates Enrolled in Alabama Public Colleges Fall 2024

High School	HS Grads	Enrolled in AL Public Colleges	Enrolled in Remedial Course(s)				Enrollment Status	
			Math Only	English Only	Both	Total	Full Time	Part Time/Other
Genesis Innovative School	62	14	1	0	0	1	11	3
Hillcrest High School	69	36	3	3	2	8	31	5

Postsecondary Education

Fall 2024 Undergraduate Enrollment of Students Attending Alabama Public Two-Year and Four-Year Institutions

Conecuh County		# Undergrads	# First-Time Freshman
Major	Grand Total	422	80
	Undeclared	139	1
	General Studies	70	24
	Registered Nursing/Registered Nurse	23	2
	Licensed Practical/Vocational Nurse Training	14	1
	Business Administration and Management, General	12	1
	Industrial Electronics Technology/Technician	12	7
	Biology/Biological Sciences, General	11	3
	Liberal Arts and Sciences/Liberal Studies	9	2
	Welding Technology/Welder	8	5
	Computer and Information Sciences, General	7	3
	Administrative Assistant and Secretarial Science, General	6	2
	Psychology, General	6	1
	Child Care and Support Services Management	5	4
	Accounting	4	2
	Biomedical Sciences, General	4	1

Postsecondary Education

Summer 2023 thru Spring 2024 Completions of Students from Alabama Public Two-Year and Four-Year Institutions

Major	Less than 1 year	Less than 2 years	Associate	Less than 4 years	Bachelor	Post-Bachelor	Master	Post-Master	Doctoral	Conecuh Total	* State Totals
Health Professions and Related Clinical Sciences	12	-	-	-	-	-	-	-	-	12	37
Licensed Practical/Vocational Nurse Training	-	11	-	-	-	-	-	-	-	11	1,501
Registered Nursing/Registered Nurse	-	-	6	-	3	-	1	-	-	10	3,947
General Studies	-	-	6	-	1	-	-	-	-	7	6,081
Industrial Electronics Technology/Technician	1	-	4	-	-	-	-	-	-	5	446
Welding Technology/Welder	1	4	-	-	-	-	-	-	-	5	1,280
Business Administration and Management, General	-	-	-	-	2	-	2	-	-	4	2,265
Multi-/Interdisciplinary Studies, Other	-	-	1	-	2	-	-	-	-	3	1,155
Administrative Assistant and Secretarial Science	-	-	2	-	-	-	-	-	-	2	440
Agricultural Economics	-	-	-	-	2	-	-	-	-	2	37
Computer and Information Sciences, General	-	-	2	-	-	-	-	-	-	2	1,429
Cosmetology/Cosmetologist, General	-	2	-	-	-	-	-	-	-	2	337
Criminology	-	-	-	-	2	-	-	-	-	2	125
Educational Leadership and Administration, General	-	-	-	-	-	-	-	1	1	2	362
Emergency Medical Technology/Technician (EMT Paramedic)	2	-	-	-	-	-	-	-	-	2	782

Questions???

Alabama Department of Workforce
Labor Market Information Division
LMI.LABOR@labor.Alabama.gov