



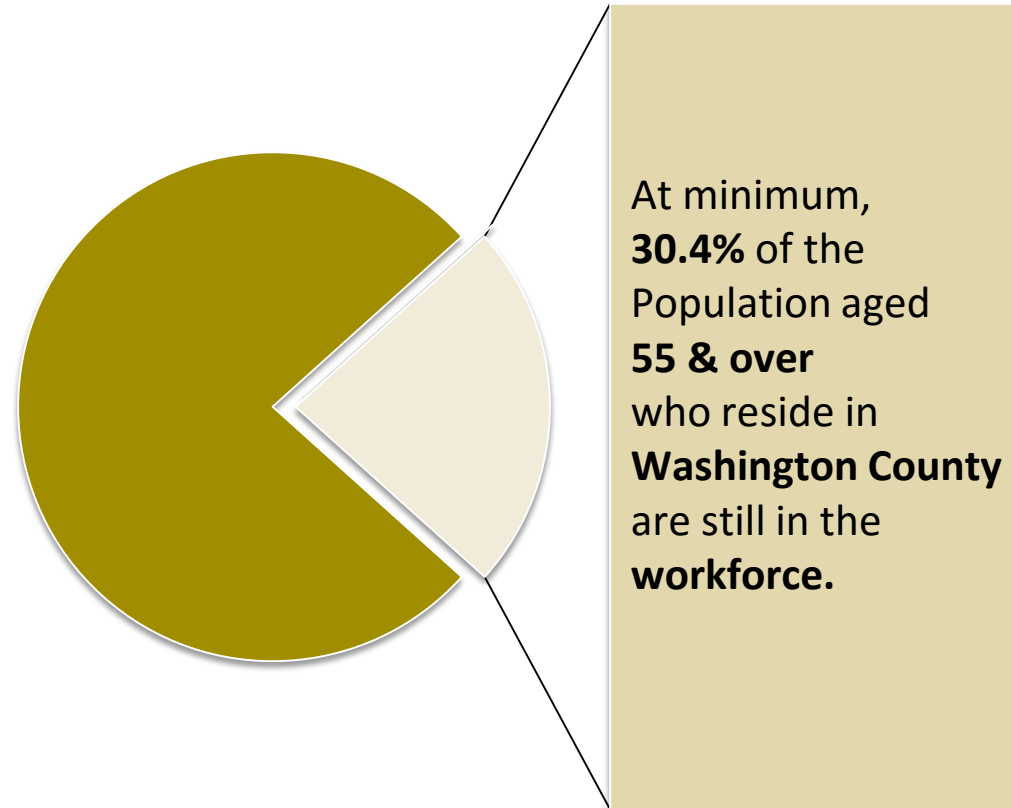
Washington County Profile

Alabama Department of Labor
Labor Market Information Division

Demographics

American Community Survey Average Population Estimates for 2011-2015

Age	Estimate
Under 5 years	674
5 to 9 years	1,022
10 to 14 years	1,503
15 to 19 years	1,348
20 to 24 years	942
25 to 34 years	1,917
35 to 44 years	2,004
45 to 54 years	2,421
55 to 59 years	1,251
60 to 64 years	1,212
65 to 74 years	1,621
75 to 84 years	846
85 years and over	236



Demographics

American Community Survey Average Population Estimates for 2011-2015

School Enrollment	Estimate
Population 3 years and over enrolled in school	3,966
Nursery school, preschool	176
Kindergarten	157
Elementary school (grades 1-8)	2,215
High school (grades 9-12)	971
College or graduate school	447



Demographics

American Community Survey Average Population Estimates for 2011-2015

Educational Attainment	Estimate
Population 25 years and over	11,508
Less than 9 th grade	676
9 th to 12 th grade, no diploma	1,566
High school graduate (includes equivalency)	5,310
Some college, no degree	1,965
Associate's degree	850
Bachelor's degree	775
Graduate or professional degree	366



Unemployment Data

May 2017 Unemployment & Underemployment Data

County	Civilian Labor Force	Employment	Unemployment	Unemployment Rate	Under-Employment	Available Labor Pool
Baldwin	92,452	89,106	3,346	3.6%	19,018	22,364
Choctaw	4,213	3,944	269	6.4%	993	1,262
Clarke	7,770	7,150	620	8.0%	1,721	2,341
Conecuh	4,429	4,180	249	5.6%	1,089	1,338
Escambia	14,589	13,908	681	4.7%	3,239	3,920
Mobile	183,703	174,426	9,277	5.0%	40,351	49,628
Monroe	7,089	6,641	448	6.3%	1,612	2,060
Washington	6,693	6,249	442	6.6%	1,192	1,634
Wilcox	2,731	2,433	298	10.9%	694	992

Unemployment + Underemployment = Potential Available Labor Pool

Unemployment Data

Unemployed by Occupation 2017, Quarter 1

Occupation	Number Unemployed	Occupation	Number Unemployed
Plumbers, Pipefitters, and Steamfitters	11	Carpenters	4
Construction Laborers	10	Insulation Workers, Mechanical	4
Welders, Cutters, Solderers, and Brazers	8	Painters, Construction and Maintenance	4
Janitors and Cleaners, Except Maids and Housekeeping Cleaners	7	Industrial Truck and Tractor Operators	4
Operating Engineers and Other Construction Equipment Operators	7	Combined Food Preparation and Serving Workers, Including Fast Food	3
Millwrights	7	Cashiers	3
Helpers--Production Workers	7	Customer Service Representatives	3
Structural Iron and Steel Workers	6	Office Clerks, General	3
Heavy and Tractor-Trailer Truck Drivers	6	Boilermakers	3
Electricians	5	Laborers and Freight, Stock, and Material Movers, Hand	3



Resumes Posted on Alabama Joblink

Top Occupations with Most Resumes Posted 2017, Quarter 1

Occupation	# of Resumes	Occupation	# of Resumes
Construction Laborers	46	Helpers--Pipelayers, Plumbers, Pipefitters, and Steamfitters	9
Helpers--Production Workers	37	Welders, Cutters, Solderers, and Brazers	9
Cashiers	27	Carpenters	8
Customer Service Representatives	26	Nursing Assistants	7
Plumbers, Pipefitters, and Steamfitters	15	Cooks, Fast Food	7
Heavy and Tractor-Trailer Truck Drivers	13	Industrial Truck and Tractor Operators	7
Secretaries and Administrative Assistants, Except Legal, Medical, and Executive	12	Executive Secretaries and Executive Administrative Assistants	6
Office Clerks, General	11	Operating Engineers and Other Construction Equipment Operators	6
Stock Clerks and Order Fillers	10	Industrial Production Managers	4
Electricians	10	Security Guards	4



Help Wanted OnLine® Annual Job Postings

2016 Top Occupations with Most Ads Posted

Occupation	# of Ads	Occupation	# of Ads
Industrial Engineers	47	Industrial Truck and Tractor Operators	5
Heavy and Tractor-Trailer Truck Drivers	20	Laborers and Freight, Stock, and Material Movers, Hand	5
Physical Therapists	20	Occupational Health and Safety Specialists	5
Mechanical Engineers	19	Telecommunications Equipment Installers and Repairers, Except Line Installers	5
Electricians	8	Compensation and Benefits Managers	4
Accountants and Auditors	6	Driver/Sales Workers	4
General and Operations Managers	6	Maintenance and Repair Workers, General	4
Purchasing Agents, Except Wholesale, Retail, and Farm Products	6	Welders, Cutters, Solderers, and Brazers	4
Security Guards	6	Chemical Plant and System Operators	3
Industrial Machinery Mechanics	5	Chemical Technicians	3



Expected Worker Shortfall

	2014-2024	2014-2030
Total Population Growth	-5.6	-8.3
Age 20-64 Population Growth	-11.7	-16.7
Nonagricultural Job Growth	5.9	5.2
Worker Shortfall (%)	17.6	21.9
Worker Shortfall	584	727

Occupational Wages

Washington County Average Hourly Wage All Occupations

Entry	Mean	Experienced
\$11.10	\$24.56	\$31.30

Washington County Average Hourly Wage Production Occupations

Entry	Mean	Experienced
\$22.34	\$35.54	\$42.14

Source: Alabama Department of Labor, Labor Market Information Division in cooperation with the U.S. Bureau of Labor Statistics. The data is based on the 2016 release of the Occupational Employment Statistics report, employment and wage estimate file. Wage data has been aged using the latest quarterly Employment Cost Index (ECI) factors. 'NA' indicates data not available for publication.

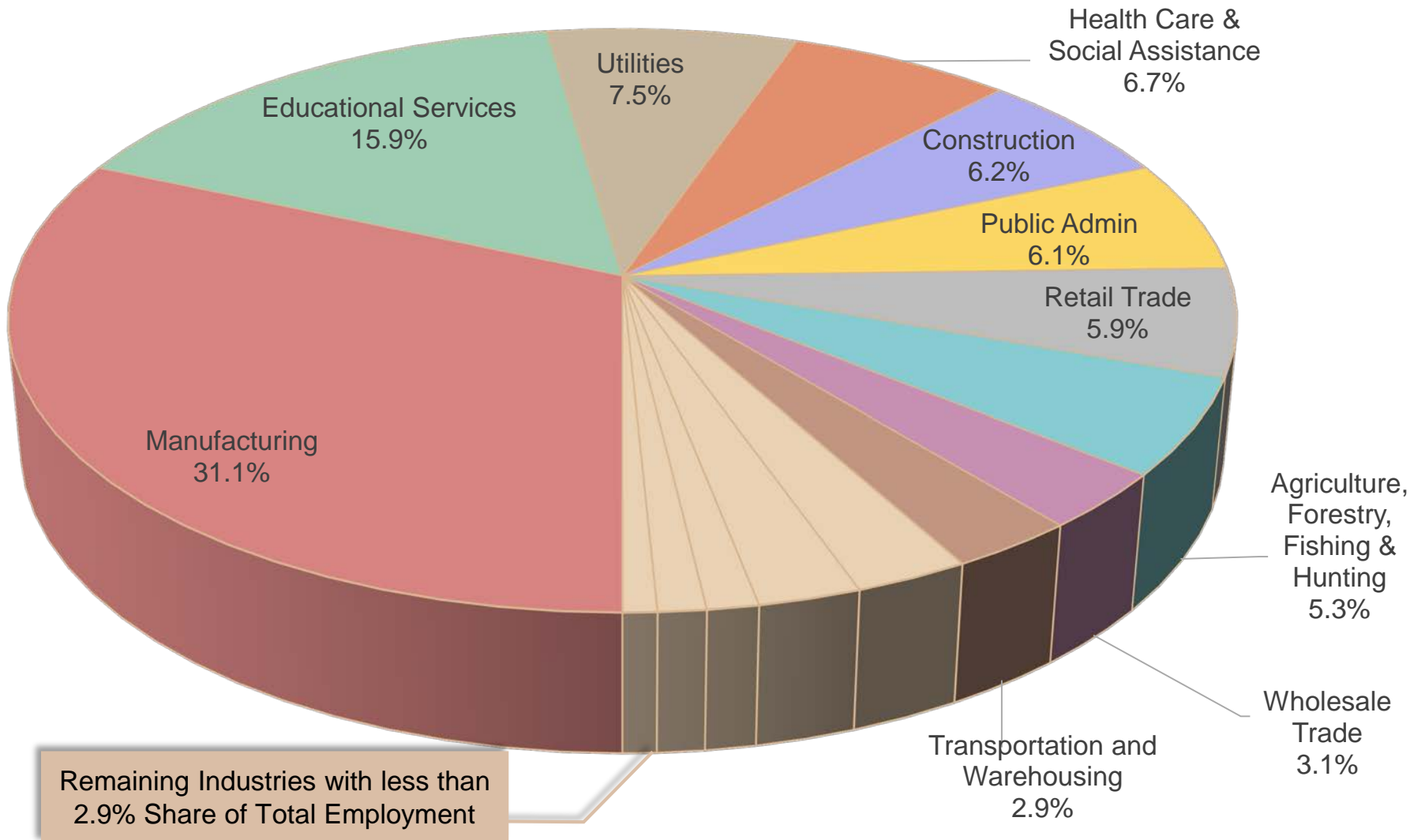
Occupational Wages

Annual Salary Area Comparison

	Entry	Mean	Experienced
Alabama			
Total	\$19,382	\$43,252	\$55,186
Production	\$23,717	\$44,798	\$55,339
Washington County			
Total	\$23,081	\$51,087	\$65,090
Production	\$46,467	\$73,923	\$87,651
Baldwin County			
Total	\$18,762	\$35,893	\$44,459
Production	\$22,285	\$39,379	\$47,926
Mobile County			
Total	\$19,653	\$43,561	\$55,515
Production	\$31,757	\$56,518	\$68,899

Source: Alabama Department of Labor, Labor Market Information Division in cooperation with the U.S. Bureau of Labor Statistics. The data is based on the 2016 release of the Occupational Employment Statistics report, employment and wage estimate file. Wage data has been aged using the latest quarterly Employment Cost Index (ECI) factors. 'NA' indicates data not available for publication.

Washington County: % Share of Total Employment 2015

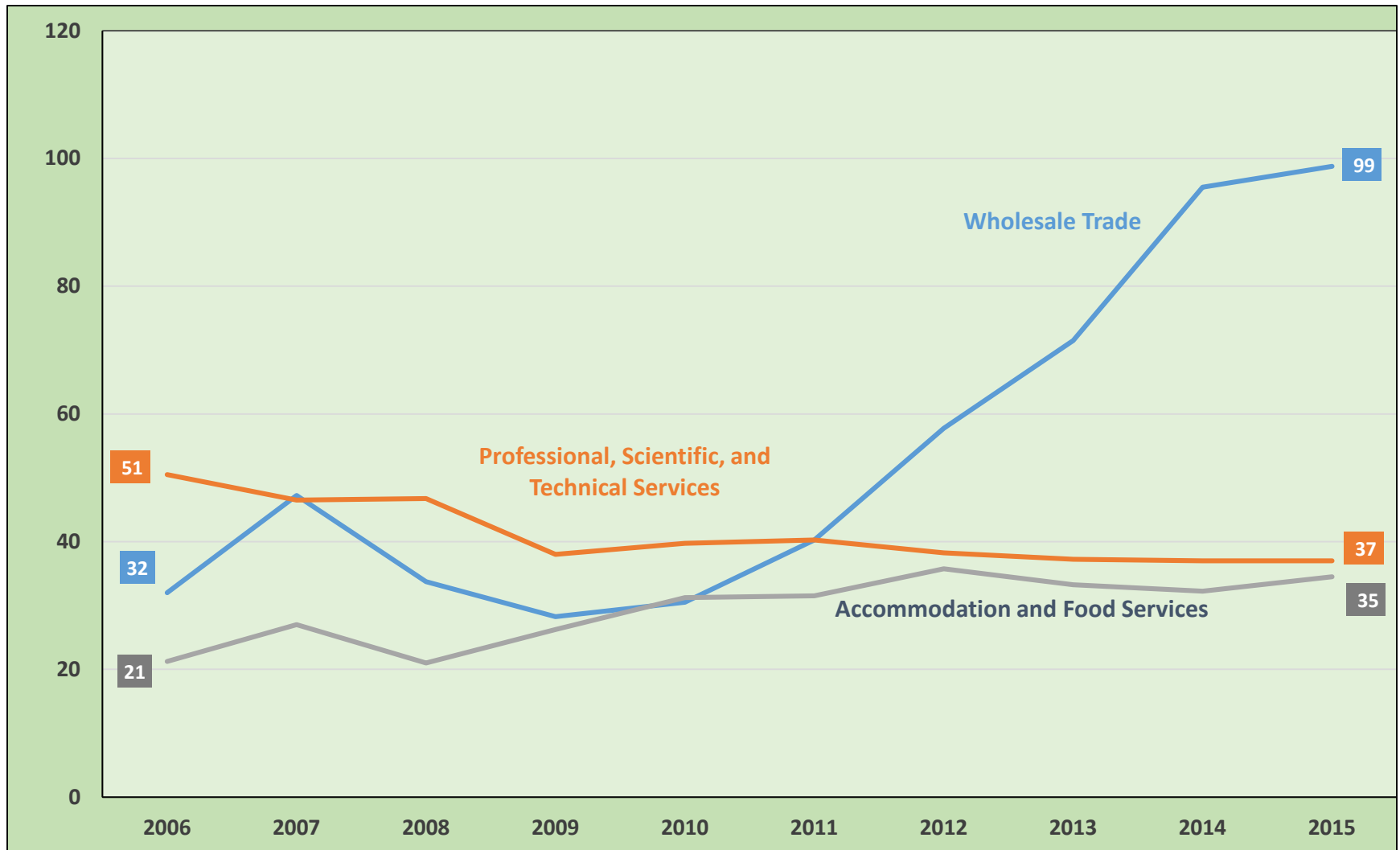


Industry Total Employment Trend

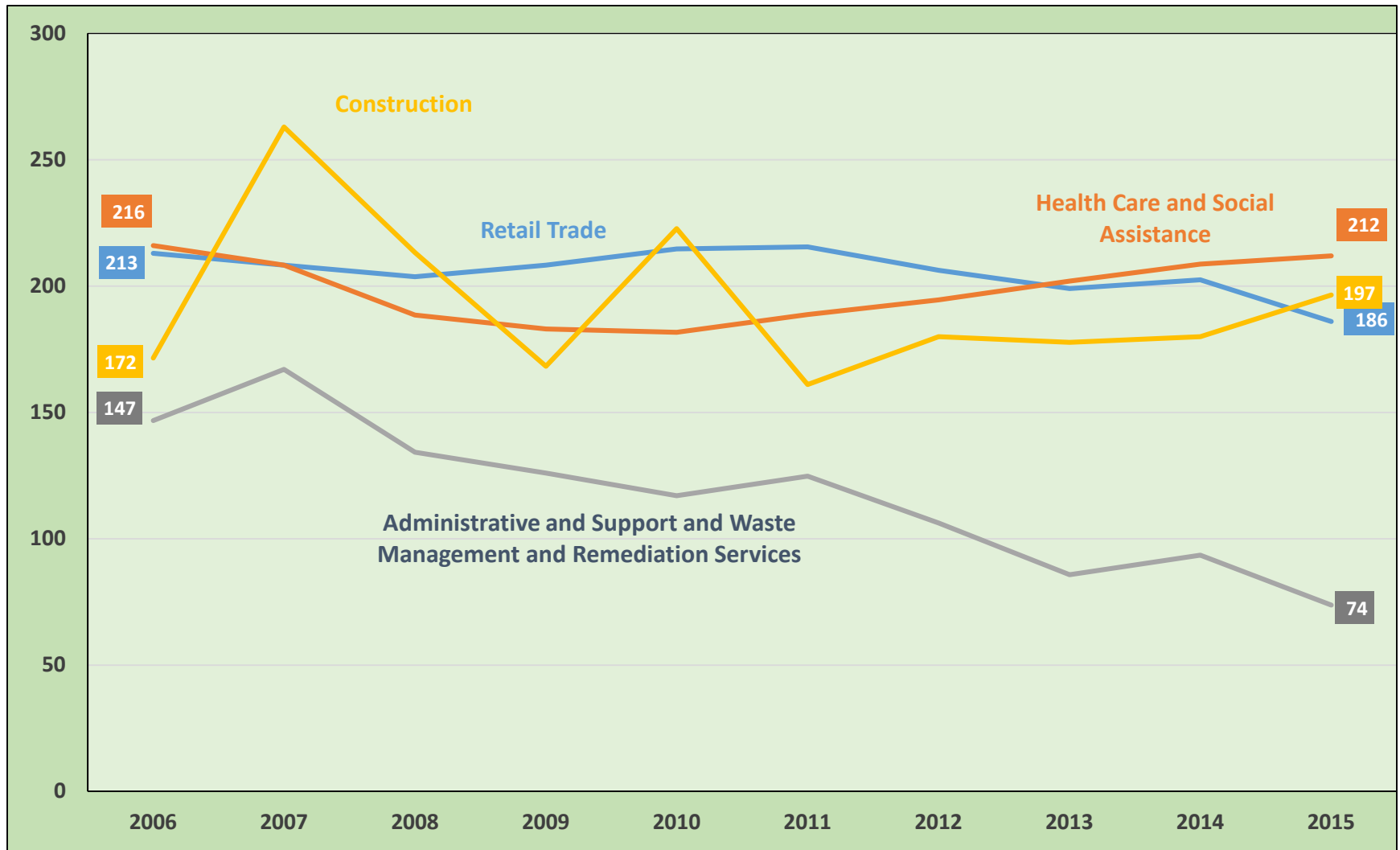


Source: Longitudinal Employer Household Dynamics program which is a partnership between the Census Bureau and the Alabama Department of Labor, Labor Market Information Division.
Note: 2014 only contains first quarter data.

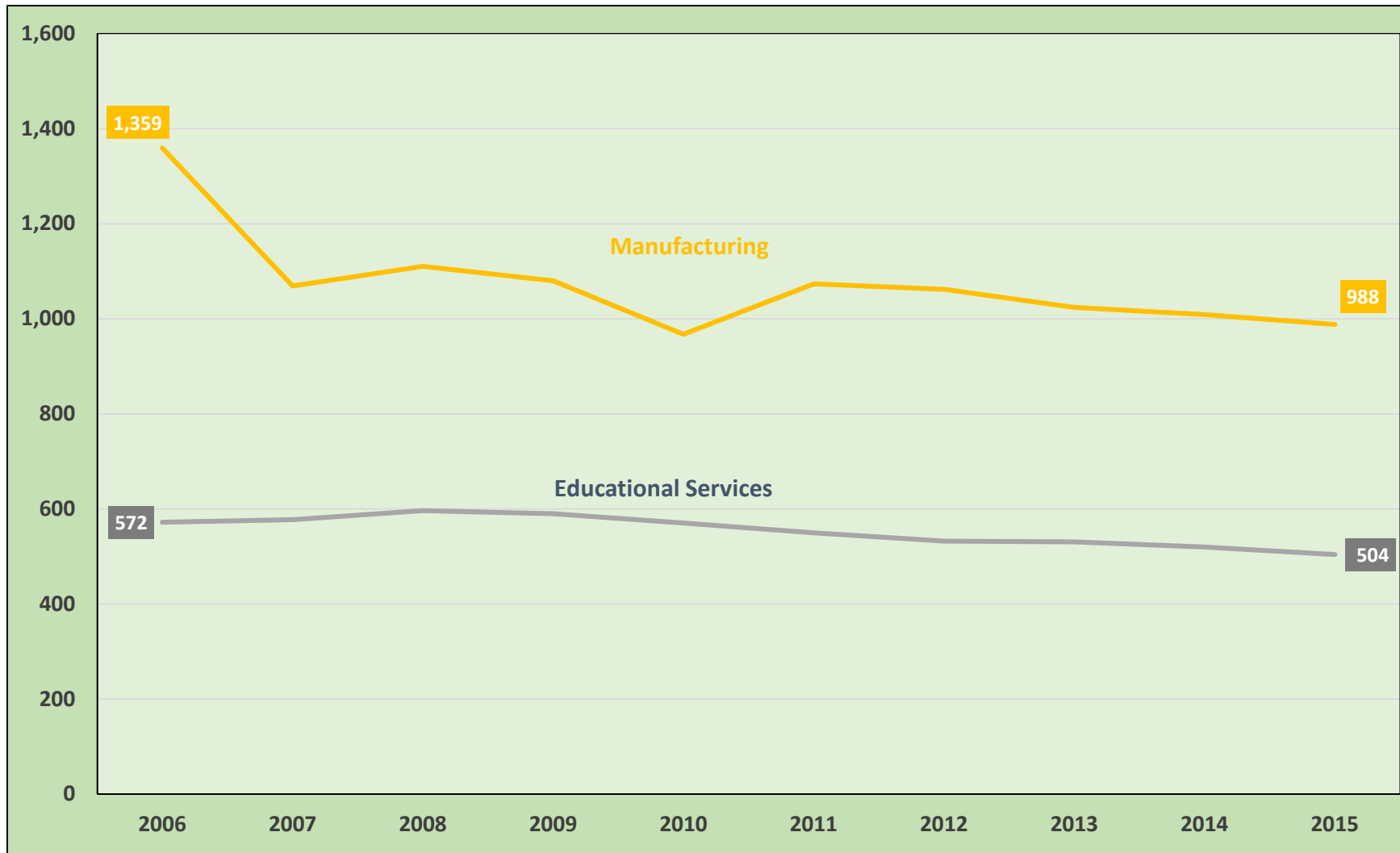
Industry Sector Employment Trends



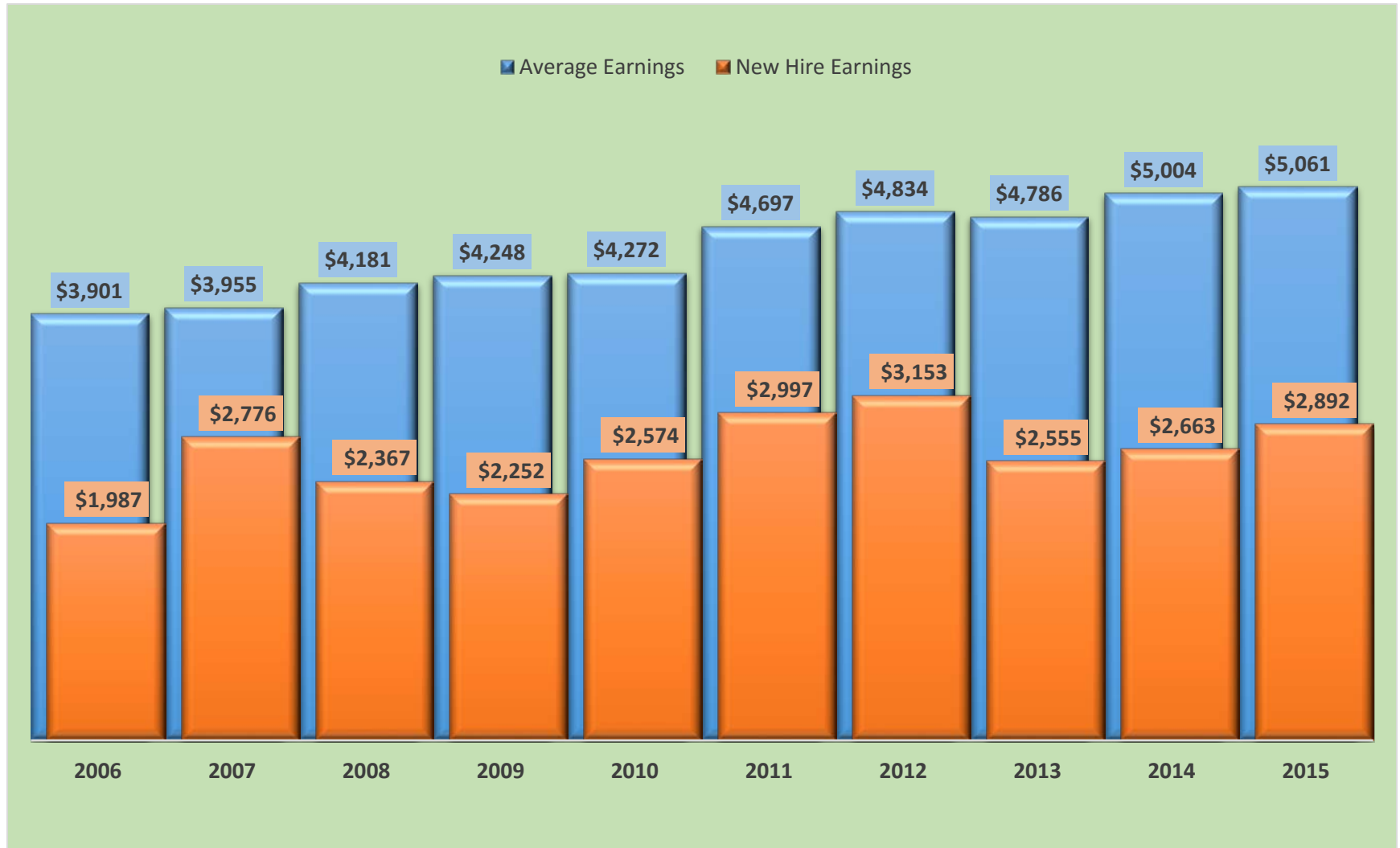
Industry Sector Employment Trends



Industry Sector Employment Trends



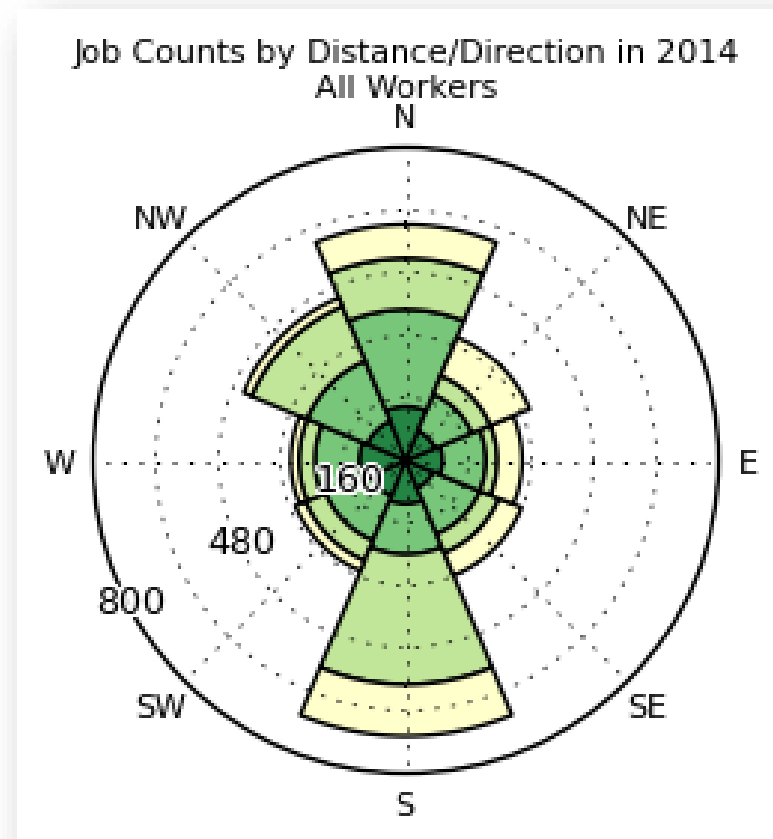
Average Monthly Earnings Trend



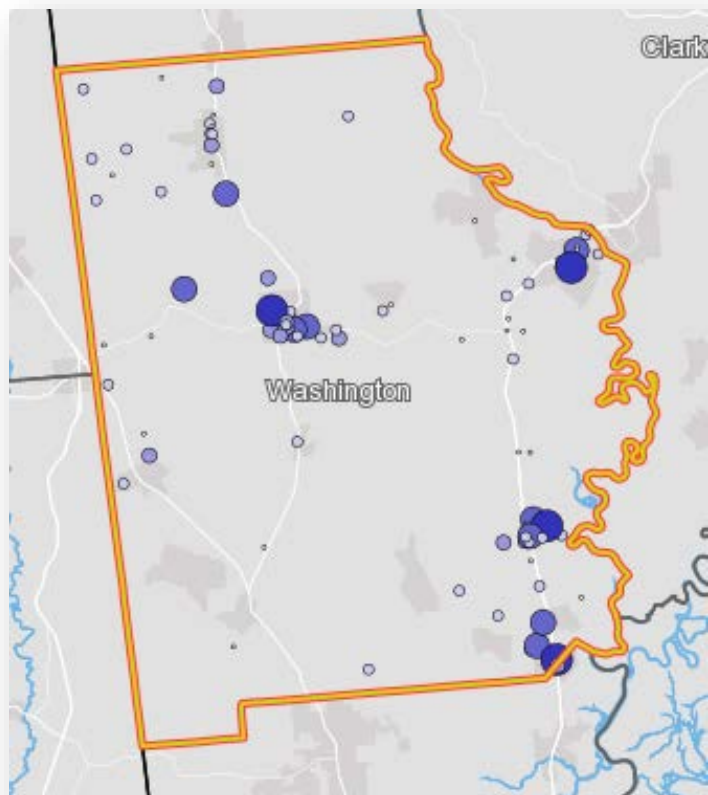
2014 Commuting Patterns

Distance Workers Travel to Washington County to Work

	Count	Share
Total Primary Jobs	3,313	100.0%
Less than 10 miles	828	25.0%
10 to 24 miles	1,120	33.8%
25 to 50 miles	842	25.4%
Greater than 50 miles	523	15.8%



2014 Commuting Patterns

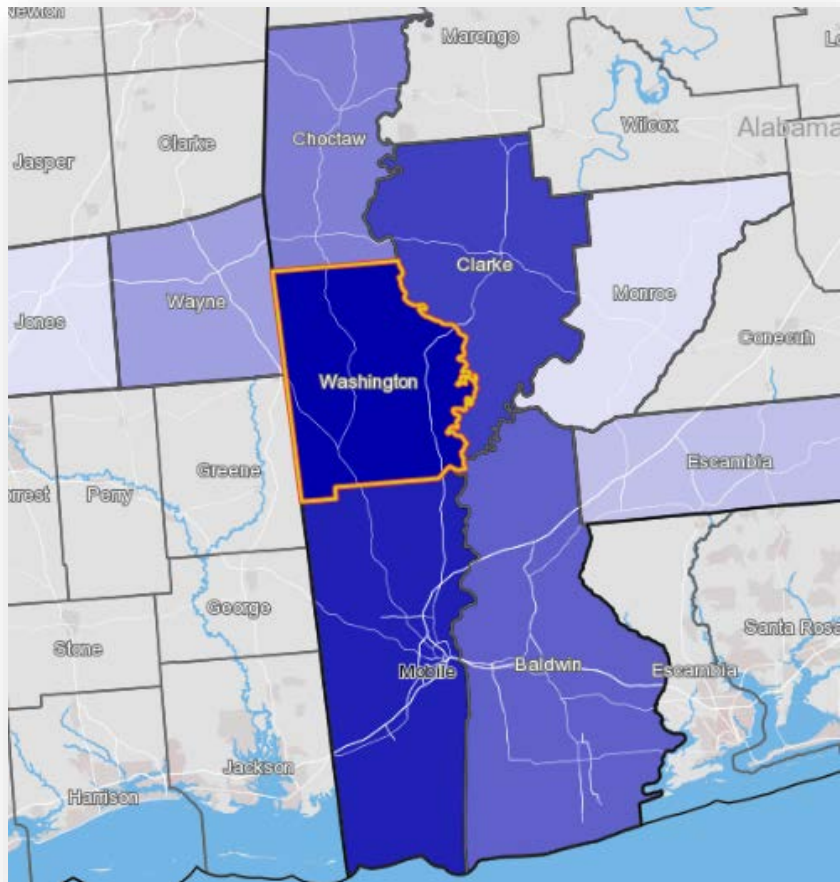


Jobs by Worker Age	Count	Share
Age 29 or younger	409	12.3%
Age 30 to 54	1,871	56.5%
Age 55 or older	1,033	31.2%
Jobs by Worker Educational Attainment	Count	Share
Less than high school	282	8.5%
High school or equivalent, no college	910	27.5%
Some college or Associate degree	970	29.3%
Bachelor's degree or advanced degree	742	22.4%
Educational attainment not available (workers aged 29 or younger)	409	12.3%
Jobs by Worker Sex	Count	Share
Male	2,006	60.5%
Female	1,307	39.5%
Jobs by Earnings	Count	Share
\$1,250 per month or less	514	15.5%
\$1,251 to \$3,333 per month	824	24.9%
More than \$3,333 per month	1,975	59.6%

Source: U.S. Census Bureau, OnTheMap Application and LEHD Origin-Destination Employment Statistics in Partnership with the Alabama Department of Labor, Labor Market Information Division.

2014 Commuting Patterns

County of Residence for Workers in Washington County

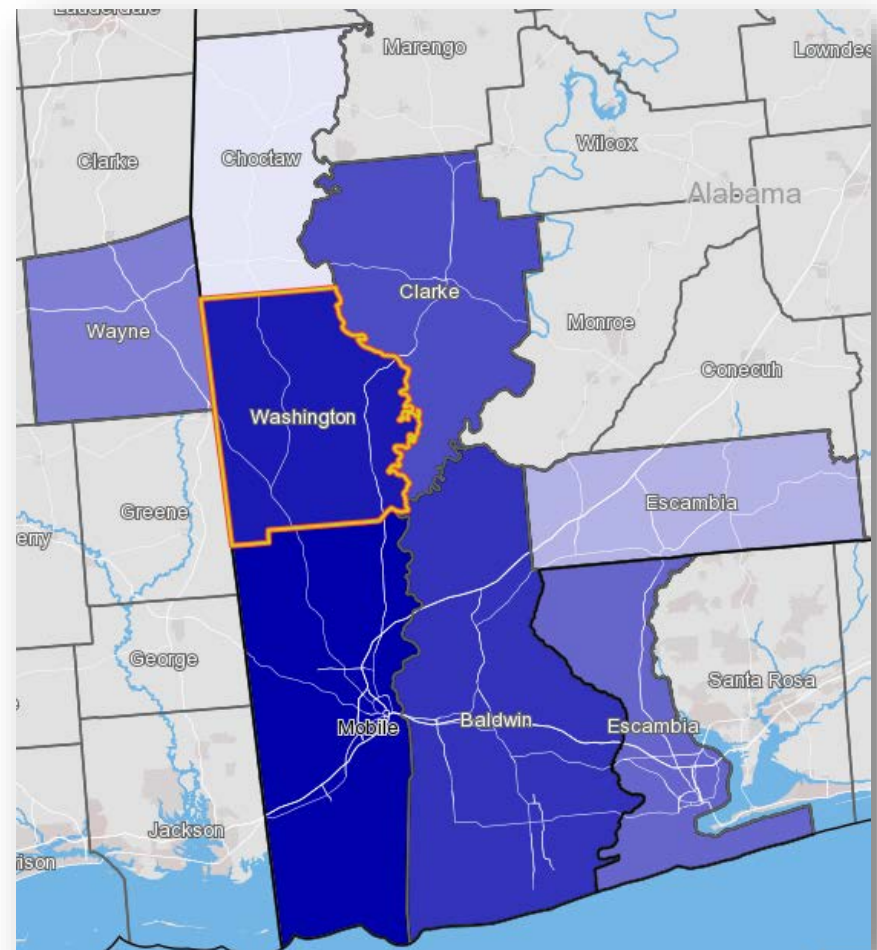


	Count	Share
Washington County, AL	1,710	51.6%
Mobile County, AL	548	16.5%
Clarke County, AL	356	10.7%
Baldwin County, AL	154	4.6%
Choctaw County, AL	117	3.5%
Wayne County, MS	38	1.1%
Escambia County, AL	21	0.6%
Jefferson County, AL	21	0.6%
Monroe County, AL	20	0.6%
Jones County, MS	20	0.6%
All Other Locations	308	9.3%

2014 Commuting Patterns

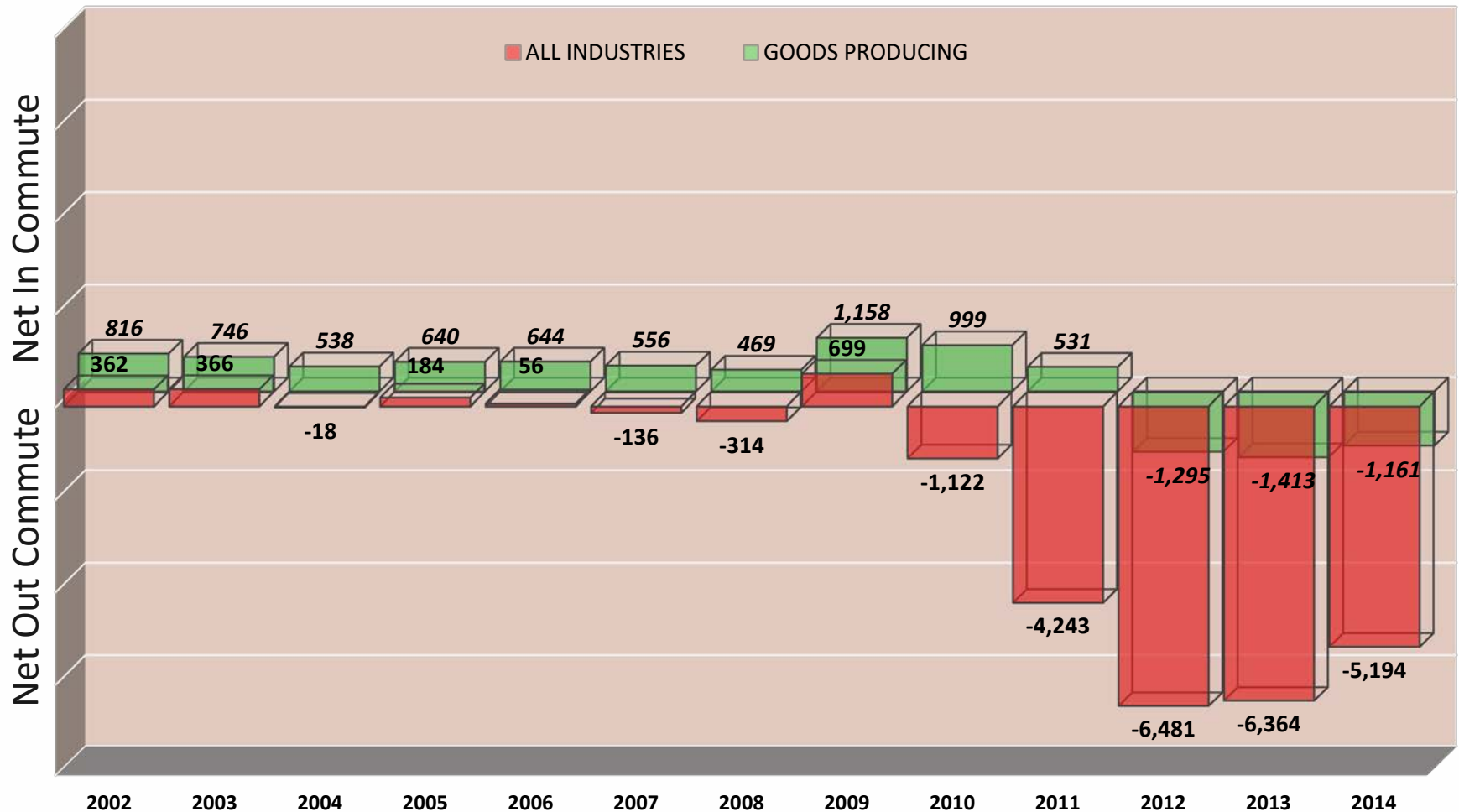
Counties Where Washington County Residents Commute to Work

	Count	Share
Mobile County, AL	2,940	34.6%
Washington County, AL	1,710	20.1%
Baldwin County, AL	1,312	15.4%
Clarke County, AL	565	6.6%
Escambia County, FL	176	2.1%
Wayne County, MS	163	1.9%
Jefferson County, AL	158	1.9%
Escambia County, AL	142	1.7%
Montgomery County, AL	112	1.3%
Choctaw County, AL	87	1.0%
All Other Locations	1,142	13.4%



2014 Commuting Patterns

Net Commuting Trends, All Industries and Goods Producing Industries



Goods Producing includes the following industries: Manufacturing, Construction, Mining, and Agriculture covered by Unemployment Insurance

Source: U.S. Census Bureau, OnTheMap Application and LEHD Origin-Destination Employment Statistics in Partnership with the Alabama Department of Labor, Labor Market Information Division.

Postsecondary Education

2014-2015 HS Graduates Enrolled in Alabama Public Colleges

High School	HS Grads	Enrolled in AL Public Colleges	Enrolled in Remedial Course(s)				Enrollment Status	
			Math Only	English Only	Both	Total	Full Time	Part Time/ Other
Fruitdale High School	35	18	4	1	3	8	17	1
Leroy High School	53	24	0	4	2	6	21	3
McIntosh High School	33	9	2	1	2	5	8	1
Millry High School	32	20	2	2	3	7	19	1
Washington County High School	68	30	0	2	4	6	27	3



Source: Alabama Commission on Higher Education; 2015 High School Report.

Postsecondary Education

Fall 2016 Undergraduate Enrollment of Students Attending Alabama Public Two-Year and Four-Year Institutions

Washington County	# Undergrads	# First-Time Freshman
Grand Total	457	86
Major		
General Studies	122	44
Undeclared/NotReported	75	2
Registered Nursing/Registered Nurse	29	2
Industrial Technology/Technician	17	8
Liberal Arts and Sciences/Liberal Studies	15	6
Biology/Biological Sciences, General	14	1
Multi-/Interdisciplinary Studies, Other	10	1
Business Administration and Management, General	9	0
Social Work	9	0
Electrical and Electronics Engineering	8	1
Welding Technology/Welder	6	3

Postsecondary Education

Fall 2016 Graduate Enrollment of Students Attending
Alabama Public Four-Year Institutions

Washington County	# Graduate Students
Grand Total	25
Major	
Counselor Education/School Counseling and Guidance Services	4
Secondary Education and Teaching	4
Educational Leadership and Administration, General	3
Educational/Instructional Technology	2
Adult and Continuing Education and Teaching	1
Audiology/Audiologist and Speech-Language Pathology/Pathologist	1
Business Administration and Management, General	1
Criminal Justice/Law Enforcement Administration	1
General Studies	1
Management Information Systems, General	1
Mass Communication/Media Studies	1

Postsecondary Education

Summer 2015 thru Spring 2016 Completions of Students from Alabama Public Two-Year and Four-Year Institutions

Major	Less than 1 year	Less than 2 years	Associate	Less than 4 years	Bachelor	Post-Bachelor	Master	Post-Master	Doctoral	Washington Total	* State Totals
Truck and Bus Driver/Commercial Vehicle Operator and Instructor	15									15	330
General Studies			11							11	3,420
Licensed Practical/Vocational Nurse Training		9								9	625
Industrial Technology/Technician	3		5							8	58
Cosmetology/Cosmetologist, General		4								4	294
Registered Nursing/Registered Nurse			3		1					4	3,671
Biology/Biological Sciences, General					3					3	685
Business Administration and Management, General					3					3	1,805
Liberal Arts and Sciences/Liberal Studies			3							3	745
Administrative Assistant and Secretarial Science, General	2									2	559

Questions???

Alabama Department of Labor
Labor Market Information Division
LMI.LABOR@labor.Alabama.gov

Phone (334) 353-9096