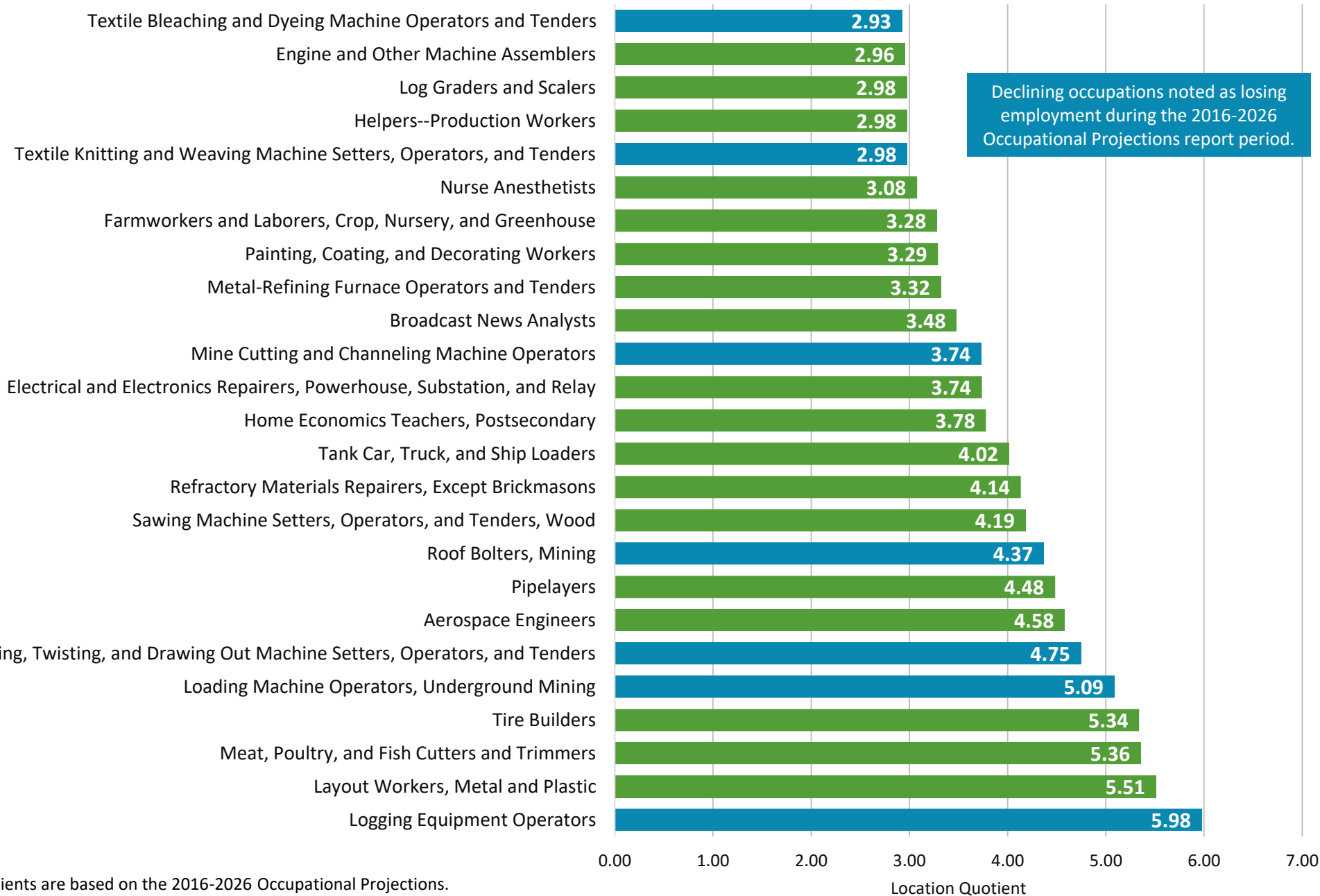


Alabama's Top 25 Occupations with the Highest Location Quotients



*Location Quotients are based on the 2016-2026 Occupational Projections.

Note: Location quotients compare the local share (region) of a given occupation in the United States

LQ = 1 Indicates the occupations within the local area is assumed to be sufficient to meet local demand.

LQ > 1 Indicates the local area has proportionately more workers employed in a specific occupation category than the nation.

LQ > 1.25 Indicates that the specific occupation has the potential to be classified as exported in other areas other than the particular region.

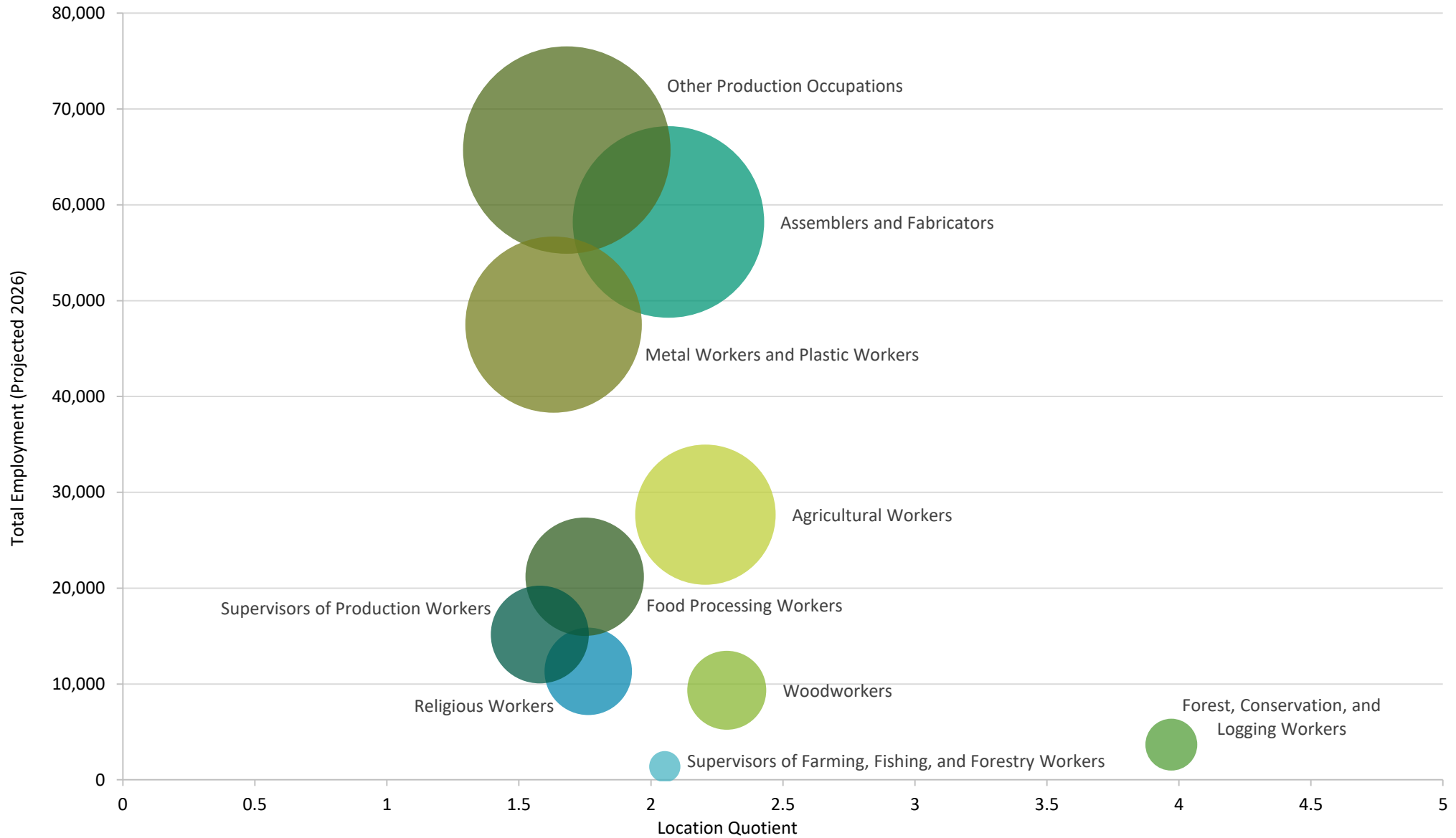
LQ < 1 Indicates the opportunity to develop business and/or an occupation in the local area if needed.

Alabama Department of Labor
Labor Market Information Division

www.labor.alabama.gov/lmi

Phone/Fax (334) 956-7465

Alabama's Top 10 Occupations with the Highest Location Quotients Based on Broad Occupations (Level 3 SOC Codes)



*Location Quotients are based on the 2016-2026 Occupational Projections.

**Bubble size represents base employment, 2016.

Note: Location quotients compare the local share (region) of a given occupation in the United States

LQ = 1 Indicates the occupations within the local area is assumed to be sufficient to meet local demand.

LQ > 1 Indicates the local area has proportionately more workers employed in a specific occupation category than the nation.

LQ > 1.25 Indicates that the specific occupation has the potential to be classified as exported in other areas other than the particular region.

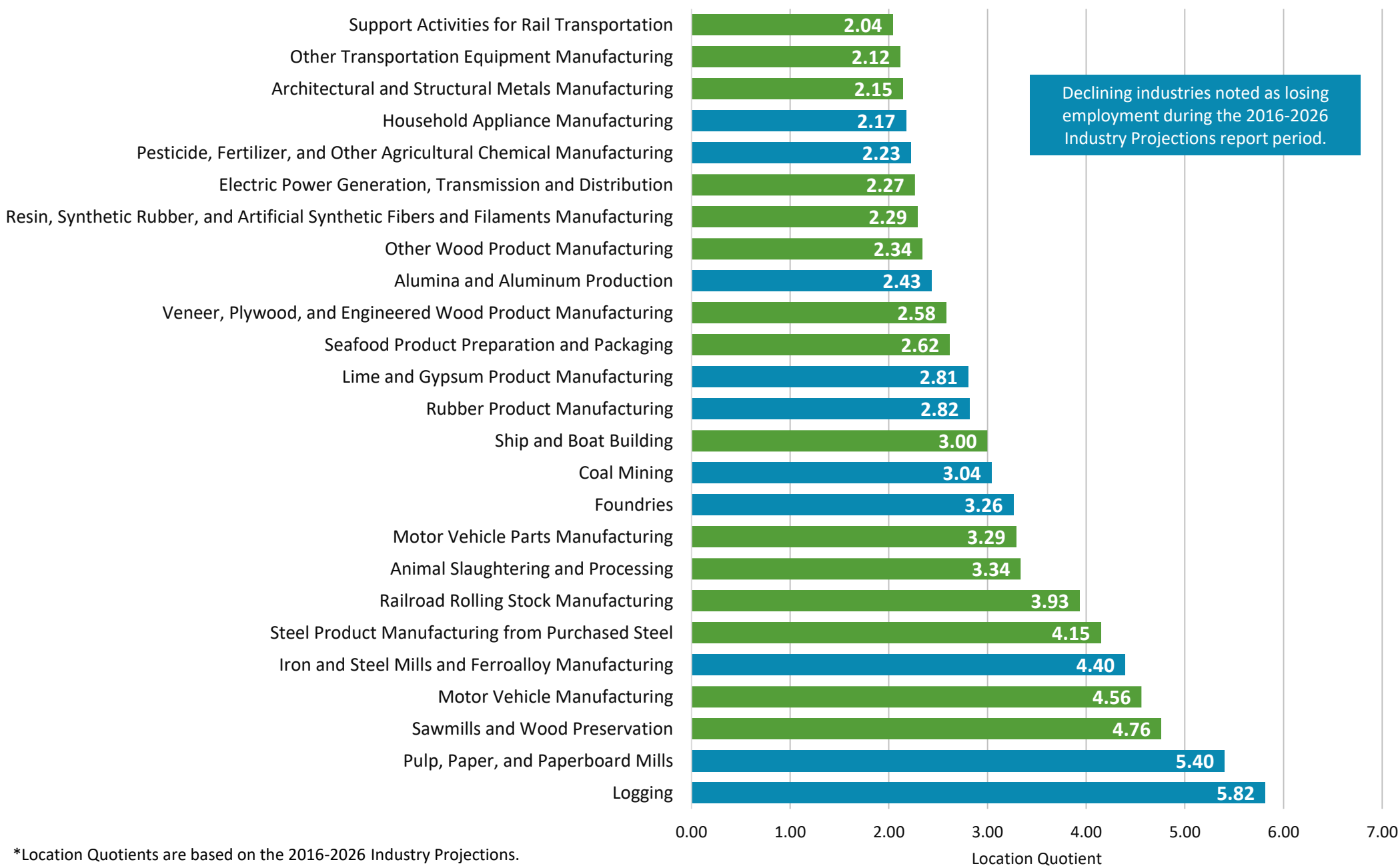
LQ < 1 Indicates the opportunity to develop business and/or an occupation in the local area if needed.

Alabama Department of Labor
Labor Market Information Division

www.labor.alabama.gov/lmi

Phone/Fax (334) 956-7465

Alabama's Top 25 Industries with the Highest Location Quotients



*Location Quotients are based on the 2016-2026 Industry Projections.

Note: Location quotients compare the local share (region) of a given occupation in the United States

LQ = 1 Indicates the industry within the local area is assumed to be sufficient to meet local demand.

LQ > 1 Indicates the local area has proportionately more workers employed in a specific industry category than the nation.

LQ > 1.25 Indicates that the specific industry has the potential to be classified as exported in other areas other than the particular region.

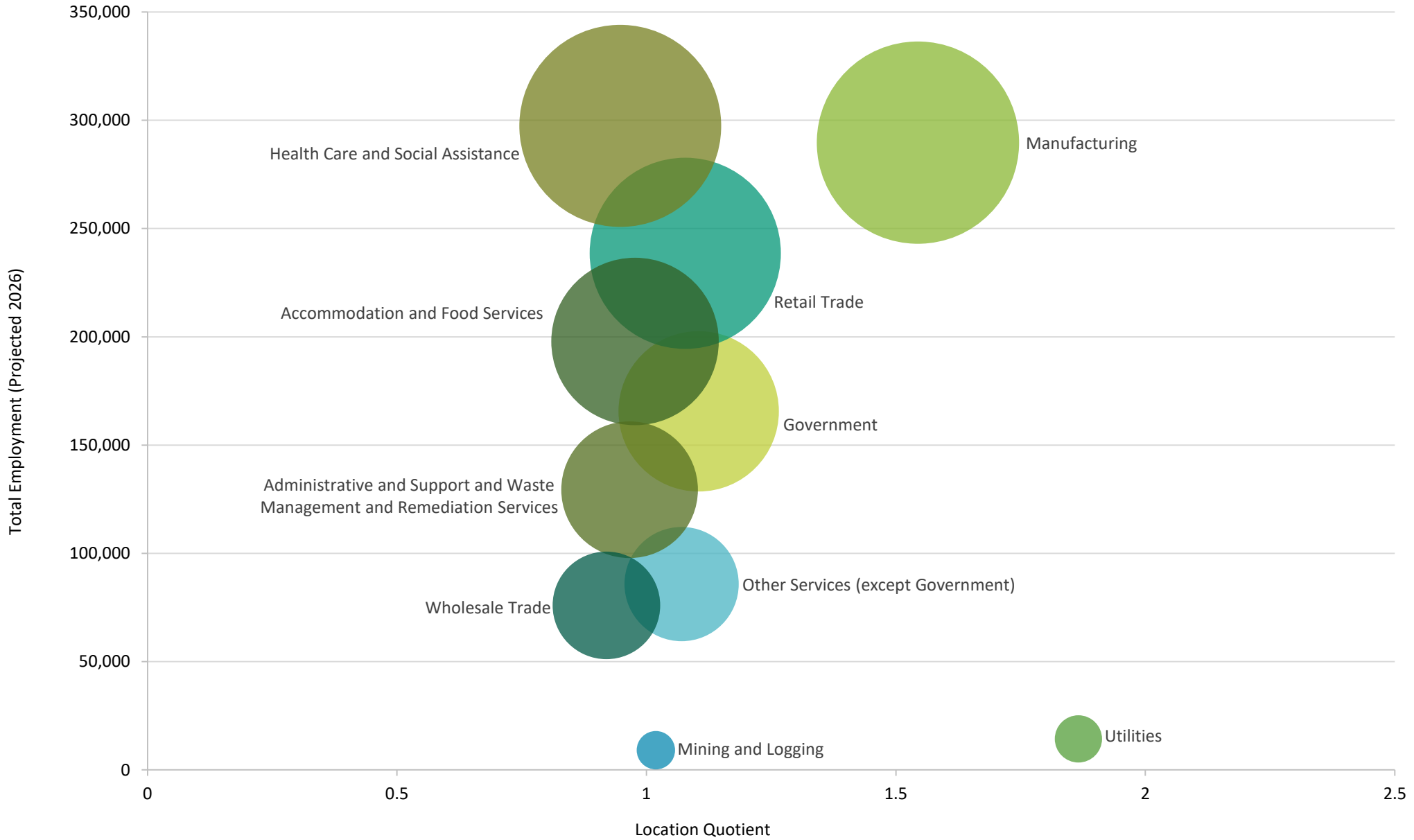
LQ < 1 Indicates the opportunity to develop business and/or an industry in the local area if needed.

Alabama Department of Labor
Labor Market Information Division

www.labor.alabama.gov/lmi

Phone/Fax (334) 956-7465

Alabama's Top 10 Major Industries Location Quotients



*Location Quotients are based on the 2016-2026 Industry Projections.

**Bubble size represents base employment, 2016.

Note: Location quotients compare the local share (region) of a given industry in the United States.

LQ = 1 Indicates the industry within the local area is assumed to be sufficient to meet local demand.

LQ > 1 Indicates the local area has proportionately more workers employed in a specific industry category than the nation.

LQ > 1.25 Indicates that the specific industry has the potential to be classified as exported in other areas other than the particular region.

LQ < 1 Indicates the opportunity to develop business and/or an industry in the local area if needed.

Alabama Department of Labor
Labor Market Information Division

www.labor.alabama.gov/lmi

Phone/Fax (334) 956-7465