

2,561

New Online Ads



5.1%

Unemployment Rate

17,169

Unemployed Workers

Top 5 Occupations With Most OnLine Ads Posted

| | |
|---|-----|
| Retail Salespersons | 526 |
| Sales Reps, Wholesale & Manufacturing, Except Technical & Scientific Products | 365 |
| Customer Service Representatives | 315 |
| Registered Nurses | 293 |
| Maintenance and Repair Workers, General | 240 |

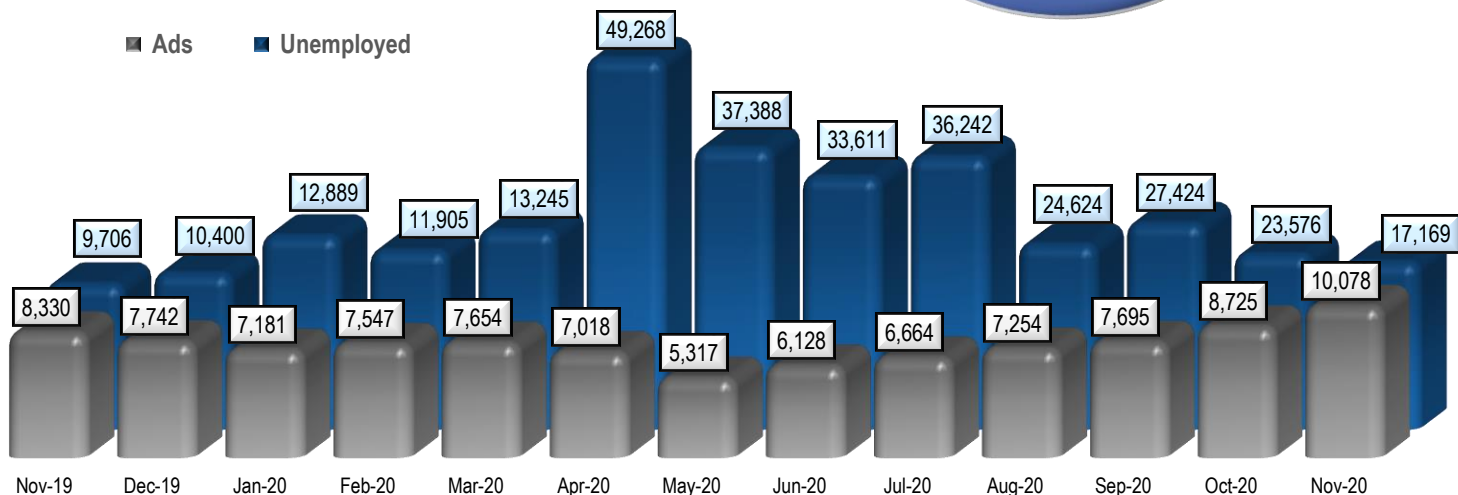
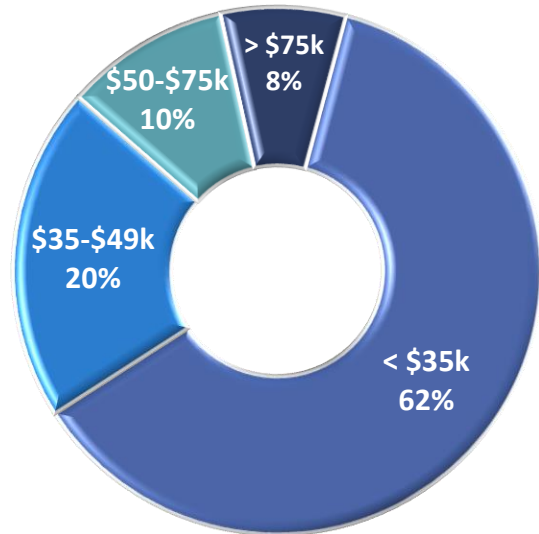
Ads Up
15.5%



Top 10 Employers With Most OnLine Ads Posted

| | |
|---------------------------------|-----|
| University of South Alabama | 449 |
| Altapointe Health systems | 168 |
| Lowe's | 129 |
| Providence Hospital | 109 |
| Infirmiry Health System | 72 |
| Advance Auto Parts Incorporated | 71 |
| Springhill Medical Center | 66 |
| McDonald's | 58 |
| PCH Hotels Resorts | 57 |
| Circle K | 51 |

Job Ads by Wage Range



REGION 7- HWOL

Occupation Focus

Dental Assistants

Average Demand

42
Annually

Related Occupations
Similar to Fill

41 Days

Most Requested Certifications In Online Job Ads

| | |
|--|-------|
| Certified Dental Assistant | 22.0% |
| Certified Infection Control | 9.8% |
| Basic Cardiac Life Support Certification | 2.4% |
| Basic Life Saving (BLS) | 2.4% |
| First Aid CPR AED | 2.4% |

Specialized Skills

| |
|---|
| X-Rays |
| Dentistry |
| Infection Control \$ |
| Cardiopulmonary Resuscitation (CPR) |
| Oral Surgery \$ |
| Orthodontics \$ |
| Treatment Planning |

\$ Represents Skills that Offer a Salary Premium

Market Salary Insight

75% earn
more than

\$26,458

Median Annual
Salary

\$28,461

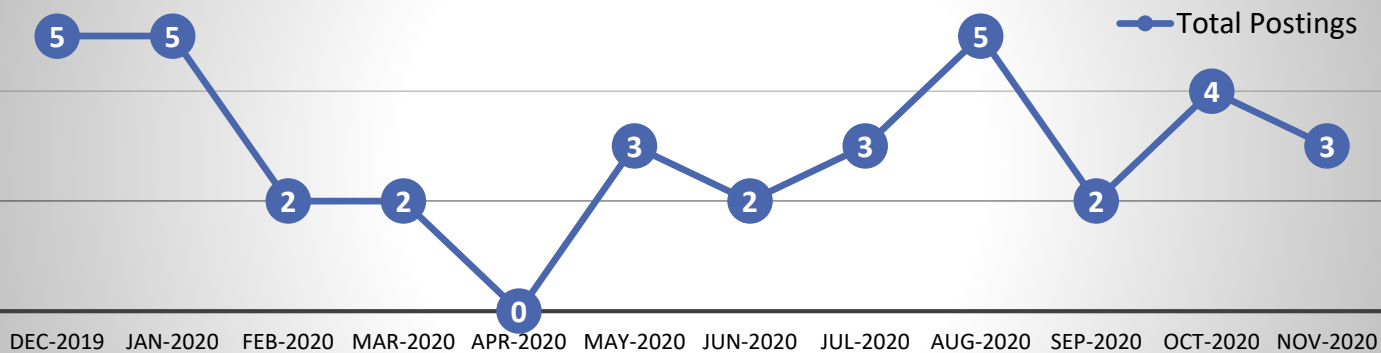
25% earn
more than

\$33,209

Baseline Skills

| |
|--------------------------|
| Detail-Oriented |
| Teamwork / Collaboration |
| Energetic |
| Self-Starter |
| Computer Literacy |
| Presentation Skills |
| Communication Skills |

New Ad Time Series Analysis



Source: Alabama Department of Labor, Labor Market Information Division; The Conference Board-Burning Glass Help Wanted OnLine. Help Wanted OnLine data current as of December 14, 2020. Referenced period for this release is the same as the Local Area Unemployment Statistics (LAUS) and the Current Employment Statistics (CES). ** All statewide unemployment data is based on Seasonally Adjusted Numbers.

This product was created by the recipient and does not necessarily reflect the official position of the U.S. Department of Labor. The Department of Labor makes no guarantees, warranties, or assurances of any kind, expressed or implied, with respect to such information, including any information on linked sites and including, but not limited to, accuracy of the information or its completeness, timeliness, usefulness, adequacy, continued availability, or ownership. This product is copyrighted by the institution that created it. Internal use by an organization and/or personal use by an individual for non-commercial purposes is permissible. All other uses require the prior authorization of the copyrighted owner.