

35,657

New Online Ads



2.9%
Unemployment
Rate

65,485
Unemployed
Workers

** Seasonally Adjusted **

Top 5 Occupations With Most OnLine Ads Posted

Registered Nurses	6,271
Retail Salespersons	3,088
Sales Reps, Wholesale & Manufacturing, Except Technical & Scientific Products	2,950
Supervisors of Retail Sales Workers	2,732
Heavy & Tractor-Trailer Truck Drivers	2,701

Total Ads

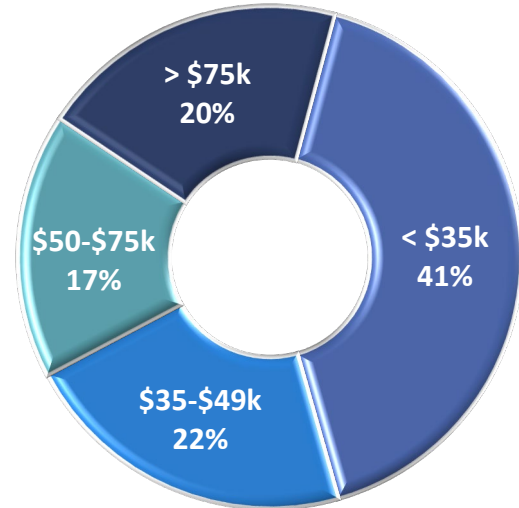
12.6%



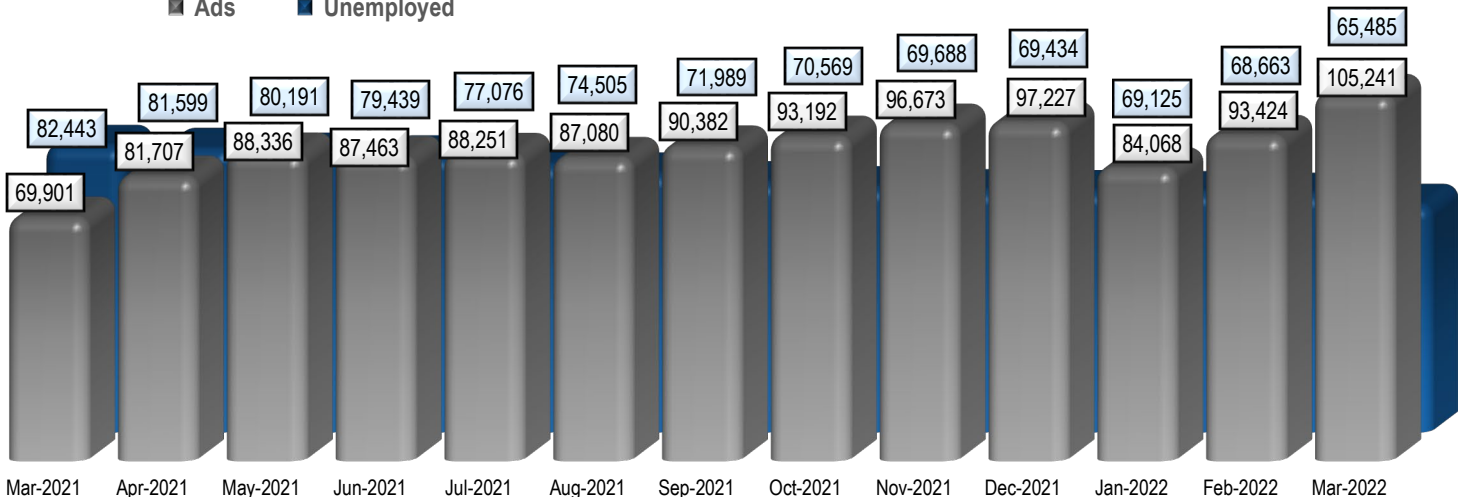
Top 10 Employers With Most OnLine Ads Posted

Huntsville Hospital	1,547
UAB Health System	1,514
Baptist Health	630
Walmart / Sam's	617
University of South Alabama	590
Regions	563
Encompass Health	549
East Alabama Medical Center	540
Auburn University	493
Lowe's	479

Job Ads by Wage Range



■ Ads ■ Unemployed



Disclaimer: The Conference Board Burning Glass Help Wanted OnLine is a measure of real-time labor demand captured through online job board ads resulting in a direct indication of hiring intent of the responding employers. This information should be used in conjunction with Labor Market Information reports available on the LMI website.

** All statewide unemployment data is based on Seasonally Adjusted Numbers.

ALABAMA – OCCUPATION FOCUS

Heavy & Tractor-Trailer Truck Drivers

Last 12 Months

9,636
New Job Ads

Related Occupations
Similar to Fill

43 Days

Specialized Skills

HAZMAT

Commercial Driving **\$**

Truck Driving

Customer Service

Flatbed Trucks

Post Trip Inspections

Over The Road **\$**

\$ Represents Skills that Offer a Salary Premium

Most Requested Certifications In Online Job Ads

CDL Class A

Driver's License

Market Salary Insight

75% earn
more than

\$52,848

Median Annual
Salary

\$70,920

25% earn
more than

\$97,438

Baseline Skills

Physical Abilities

English

Communication Skills

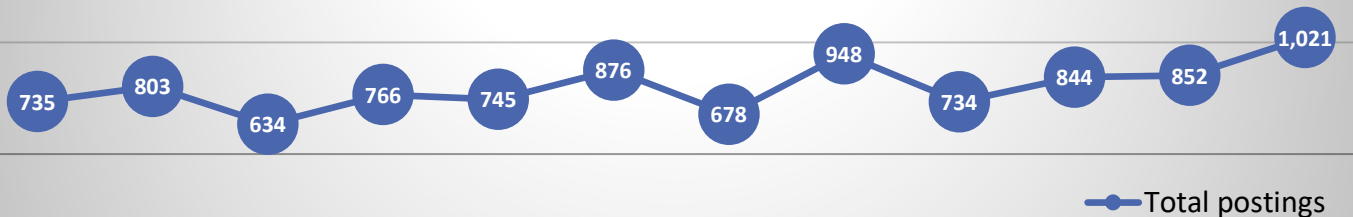
Teamwork / Collaboration

Detail-Oriented

Organizational Skills

Positive Disposition

New Ad Time Series Analysis



Source: Alabama Department of Labor, Labor Market Information Division; The Conference Board-Burning Glass Help Wanted OnLine. Help Wanted OnLine data current as of April 11, 2022. Referenced period for this release is the same as the Local Area Unemployment Statistics (LAUS) and the Current Employment Statistics (CES). ** All statewide unemployment data is based on Seasonally Adjusted Numbers.

This product was created by the recipient and does not necessarily reflect the official position of the U.S. Department of Labor. The Department of Labor makes no guarantees, warranties, or assurances of any kind, expressed or implied, with respect to such information, including any information on linked sites and including, but not limited to, accuracy of the information or its completeness, timeliness, usefulness, adequacy, continued availability, or ownership. This product is copyrighted by the institution that created it. Internal use by an organization and/or personal use by an individual for non-commercial purposes is permissible. All other uses require the prior authorization of the copyrighted owner.